

**THE ROLE OF NONGOVERNMENTAL ORGANIZATIONS IN POVERTY  
REDUCTION IN KISUMU EAST SUB-COUNTY OF KISUMU COUNTY  
KENYA**

**DOREEN KEMUNTO DAVID**

**A THESIS SUBMITTED TO THE SCHOOL OF ENVIRONMENTAL STUDIES  
IN PARTIAL FULFILMENT OF THE REQUIREMENTS FOR THE AWARD OF  
THE DEGREE OF MASTER OF PHILOSOPHY IN ENVIRONMENTAL  
STUDIES (HUMAN ECOLOGY) UNIVERSITY OF ELDORET, KENYA**

**AUGUST, 2015**

**DECLARATION AND APPROVAL**

**Declaration by the candidate**

This thesis is my original work and has not been submitted for examination in any other university and all the sources that I have used or quoted have been indicated and acknowledged by means of complete references.

**DOREEN KEMUNTO DAVID**

SIGN ..... DATE .....

**DECLARATION BY SUPERVISORS**

This thesis has been submitted for examination with our approval as university supervisors

**1. DR. MARK KIPTUI**

UNIVERSITY OF ELDORET  
SCHOOL OF ENVIRONMENTAL STUDIES  
P.O BOX 1125, ELDORET.

SIGN..... DATE .....

**2. DR.GEORGE TOM EKISA**

UNIVERSITY OF ELDORET  
SCHOOL OF ENVIRONMENTAL STUDIES  
P.O BOX 1125, ELDORET.

SIGN..... DATE .....

## **DEDICATION**

This work is dedicated to my son, Haven who could make me smile even when times were so unbearable, my mother, Francisca Nyanhoka and my father, David Keri who saw the value of education and supported me unconditionally. I also dedicate this work to my siblings, Duncan, Verna, Gladys , Eddy and Pricillah for their support.

## ABSTRACT

Poverty forces an individual to a state of powerlessness, hopelessness, and lack of self-esteem, confidence, and integrity, leading to a situation of multidimensional vulnerability. Several recent studies indicate an alarming increase of poverty levels in the world especially in the developing countries. In Kenya, poverty levels are high especially in areas which are prone to harsh weather conditions and calamities like floods and prolonged droughts as well as diseases such as HIV/AIDS. Using poverty reduction through different indicators as the basis of analysis, this research set out to investigate if Nongovernmental organizations are the ideal institutions of improving livelihoods especially in the rural areas that can help in achieving Kenya's vision 2030. The main objective of this research is to examine the role played by the NGOs in poverty reduction and the specific objectives included identification of causes and indicators of poverty, contribution of NGOs in poverty reduction and challenges faced by NGOs in poverty reduction. This research was conducted in Kisumu East sub-county with the sample size of 200 respondents. Survey and descriptive research design were employed. Primary and secondary data collection methods were used. Data was analysed statistically using SPSS version 20.0. Data was analysed and presented graphically. Demographic characteristics were used to explain the causes and indicators of poverty while the roles played by the NGOs were divided into themes ranging from environmental conservation, health and economic development. This research examined the challenges faced by NGOs both internal and external. The internal challenges included inadequate staff, inadequate funds, lack of sustainability of the projects, no priority to the community needs and wants and lack of transparency and accountability, lack mobilization and sensitization. External challenges established included, rejection and lack of interest from the community members, lack of active involvement, poor infrastructures, language barrier, harsh climatic conditions, unachievable government regulations, economic inflations, high population. This research put forward some of the strategies that can be put in place to address the challenges as; NGOs to carry out sensitization, donors to serve the interests/priorities of the community members, the government to inject more funds to the local areas for infrastructural developments, NGOs to engage external auditors so as to increase transparency, NGOs come up with multi projects so as to capture the interests of community members. private and public sectors should work together when investing so as to decentralize developments. In conclusion NGOs play a major role on poverty reduction. This research recommends more ppp in issues that deal with poverty reduction

## TABLE OF CONTENTS

DECLARATION AND APPROVAL .....	i
DEDICATION .....	ii
ABSTRACT .....	iii
LIST OF TABLES .....	viii
LIST OF FIGURES.....	ix
LIST OF ACRONYMS/ABBREVIATIONS.....	x
OPERATIONAL DEFINITION OF TERMS.....	xi
ACKNOWLEDGEMENT .....	xii
CHAPTER ONE .....	1
INTRODUCTION .....	1
1.1 Background to the Study .....	1
1.2 Origin of Nongovernmental Organisations.....	8
1.3 Statement of the Problem .....	13
1.4 General Objective of the Study .....	13
1.5 Research Questions.....	14
1.6 Justification of the Study .....	14
1.7 Significance of the Study .....	16
1.8 Limitations of the Study.....	16
CHAPTER TWO .....	17
LITERATURE REVIEW .....	17
2.1 Introduction.....	17

2.2	Role of Non-governmental organizations in poverty reduction in Africa.....	20
2.3	Indictors and causes of Poverty .....	25
2.3.1	Population Growth .....	25
2.3.2	Family Size.....	27
2.4	Challenges Facing the Operation of Nongovernmental Organizations in .....	29
	Relation to Poverty Reduction.....	29
2.5	Theoretical Framework.....	26
2.6	Conceptual Framework .....	29
	CHAPTER THREE.....	31
	RESEARCH METHODOLOGY.....	31
3.1	Introduction .....	31
3.2	Study Area.....	32
3.2.1	Administrative, Geographic and Physical Description of the Study Area .....	32
3.2.2	Position and Size.....	33
3.2.3	Administrative and Political Units .....	33
3.2.4	Settlement Structure .....	34
3.3	Physiographic and Natural Conditions .....	36
3.3.1	Topography .....	36
3.3.2	Climatic Conditions .....	37
3.4	Population Dynamics.....	38
3.4.1	Settlement Structure and Eenvironmental Factors .....	38
3.4.2	Social Organization .....	38
3.5	Research Design .....	40
3.5.1	Populations and Sampling Techniques and tools .....	40

3.5.2	Tools and Techniques of Data Collection .....	42
3.6	Data Analysis .....	44
CHAPTER FOUR .....		45
RESULTS OF THE STUDY .....		45
4.1	Introduction .....	45
4.1.1	Socio-Demographic Characteristics .....	45
4.2.1	Age of Respondents .....	46
4.2.2	Gender .....	46
4.2.3	Education .....	47
4.2.4	Occupation .....	48
4.2.5	Marital Status .....	48
4.3	Poverty Indicators .....	49
4.3.1	Household size .....	50
4.3.2	Meals .....	51
4.3.3	Critical Indicators of Poverty in the Study Area .....	52
4.3.4	Income .....	53
4.4	Establishing if there are enough Nongovernmental Organizations in Poverty.....	54
Reduction .....		54
4.5	The role of Nongovernmental Organizations in Poverty Reduction .....	55
CHAPTER FIVE .....		57
DISCUSSION OF THE RESULTS .....		57
5.0	Overview.....	57
5.1	Socio-Demographic Characteristics.....	57
5.1.1	Age of Respondents .....	58

5.1.2	Gender Characteristics.....	59
5.1.3	Education Level in the Study Area .....	60
5.1.4	Occupation of the Respondents .....	63
5.1.5	Marital status of the Respondents .....	64
5.1.6	Family Size.....	65
5.2	Poverty Indicators.....	66
5.2.1	Household size.....	67
5.2.2	Meals.....	68
5.2.3	Critical Indicators of Poverty in the Study Area.....	70
5.2.4	Income of the Respondents .....	72
5.3	The role of Nongovernmental Organizations in Poverty Reduction .....	74
5.3.1	Environmental Protection and Conservation .....	75
5.3.2	Agriculture and Financial Aid.....	78
5.3.3	Education .....	79
5.3.4	Health.....	80
5.4	Challenges facing NGOs in Poverty Reduction .....	81
5.4.1	Internal Challenges .....	82
5.4.2	External Challenges.....	84
CHAPTER SIX .....		86
CONCLUSIONS AND RECOMMENDATIONS .....		86
6.1	Conclusions .....	86
6.2	RECOMMENDATIONS .....	88
REFERENCES .....		93
APPENDICES.....		100



**LIST OF TABLES**

Table 1 : Theoretical Framework.....	26
Table 2: Administrative Units .....	34
Table 3: Areas and population of the sub-county by Division .....	35
Table 4: Age Characteristics of Respondents .....	46
Table 5: Gender characteristics of respondents .....	46
Table 6: Education Characteristics of Respondents.....	47
Table 7: Marital Characteristics.....	49

## LIST OF FIGURES

Figure 1: Conceptual Framework .....	29
Figure 2: Map of the Study Area .....	32
Figure 3: Occupation Characteristics of Respondents .....	48
Figure 4: Family Size.....	50
Figure 5: Meals .....	51
Figure 6: Critical Indicators of Poverty in the Study Area.....	52
Figure 7: Income Characteristics of Respondents .....	53
Figure 8: If there are enough Nongovernmental Organizations .....	54
Figure 9: Photo showing poor drainage system.....	105
Figure 10: Map of Kenya showing the study area .....	106
Figure 11: Community members engaging in small businesses .....	107
Figure 12 : Demonstration farms for NGOs that providing seedlings .....	108
Figure 13: People washing with dirty water .....	109
Figure 14: focus group discussions.....	110
Figure 15 : NGOs buying products from the community members.....	111
Figure 16: NGOs flood preparedness sign post .....	112
Figure 17 : Impassable roads to research area .....	113
Figure 18: Photo showing poor sanitation.....	114

## LIST OF ACRONYMS/ABBREVIATIONS

<b>BWAK (CBO)</b>	Bwanda, Kawino and Kanyawal
<b>CARE</b>	Centre for Aid and Relief
<b>CBOs</b>	Community Based Organizations
<b>CDC</b>	Centre for Disease Control
<b>CSOs</b>	Civil Society Organizations
<b>HIV</b>	Human Immunodeficiency Virus
<b>ICRAF</b>	International Centre for Research and Agro forestry
<b>INGOs</b>	International Nongovernmental organizations
<b>IUCN</b>	International Union for the Conservation of Natural Resources
<b>KEMRI</b>	Kenya Medical Research Institute
<b>KWFT</b>	Kenya women Finance Trust
<b>LVEMP</b>	Lake Victoria Environmental Management plan
<b>MDGs</b>	Millennium Development Goals
<b>NGOs</b>	Nongovernmental organizations
<b>OEDC</b>	Organization for Economic Corporation and development
<b>OGRA</b>	Ogwedhi Rabuor Foundation
<b>PPP</b>	Public Private Participation
<b>SCC-VI</b>	Swedish Cooperation Centre
<b>SCOPE</b>	Scientific Committee on Problems of the Environment
<b>UNESCO</b>	United Nations Educational, Scientific, and Cultural Organization
<b>VIRED</b>	Victoria Institute for Research on Environment and Development
<b>SPSS</b>	Statistical Package for social scientists

## **OPERATIONAL DEFINITION OF TERMS**

**Poverty-** Poverty in its most general sense is the lack of necessities. Basic food, shelter, medical care, and safety are generally thought necessary based on shared values of human dignity.

**Nongovernmental organizations-** The term NGO normally refers to organizations that are not a part of a government and are not conventional for-profit businesses & generally associated with those seeking social transformation and improvements in quality of life.

**Poverty reduction-** Efforts to minimize/manage the indicators of poverty and improve on them so as to improve the general conditions, accessibility and betterment of lives.

**Role-**Activities carried out by various NGOs to combat the indicators of poverty.

**Indicators-**The manifestations of poverty

## ACKNOWLEDGEMENT

I wish to express my sincere appreciation to various institutions and individuals whose assistance has facilitated the successful completion of this work. To begin with, I most sincerely thank the University of Eldoret (UOE) for giving me a chance to further my education. I also wish to thank all the UOE staff for the efficiency with which they provided help whenever I requested.

I acknowledge with gratitude the support I received from my son, and my brothers and sisters especially who tirelessly encouraged me to complete this work. Thanks for your prayers and encouragement.

I wish also to sincerely thank all the respondents who provided valuable information for this study.

Finally, to all who are not mentioned and in one way or another contributed to this study. God bless you all.

## CHAPTER ONE

### INTRODUCTION

#### 1.1 Background to the Study

Poverty has been a major concern of many governments world over and several poverty reduction programs have been developed over time and across regions. Despite these efforts, poverty continues to be a key impediment to both human and economic prosperity (OECD, 2001). Consequent to this, various National Development Plans (NDP), Participatory Poverty Alleviation Programs (PPAP), National Poverty Eradication Plans (NPEP) and Poverty Reduction Strategic Papers (PRSP) have spelt out strategies to fight poverty. These policies notwithstanding, poverty levels have continued to increase. For instance in 1971, the number of Kenyans regarded as poor was 3.7 million, increasing to 11.5 million in 1994 and further to 13.3 million in 1997. According to the Welfare Monitoring Survey (WMS) of 1994, the incidence of poverty in Kenya was 47% in the rural areas and 29% in the urban areas. The absolute poverty line was Kshs. 980 per capita per month for rural areas and Kshs.1490 per capita for the urban areas. This has since increased to Kshs. 1239 and 2648 for the urban and rural areas respectively.

Poverty in its most general sense is the lack of necessities such as food, shelter, medical care, and safety are generally thought necessary based on shared values of human dignity (Bradshaw, 2006). On the other hand, Gordon *et al*, (2003), quotes UN council (1998)

that fundamentally, poverty is a denial of choices and opportunities, a violation of human dignity. It means lack of basic capacity to participate effectively in society. It means not having enough to feed and clothe a family, not having a school or clinic to go to; not having the land on which to grow one's food or a job to earn one's living, not having access to credit. It means insecurity, powerlessness and exclusion of individuals, households and communities. It means susceptibility to violence, and it often implies living on marginal or fragile environments, without access to clean water or sanitation.

The World Bank estimated that in 1998, more than one billion people lived on less than one dollar per day. When we exclude China from the estimates we see that there were almost 106 million more very poor people in the world in 1998 than there were a decade earlier. The world's total population is projected to increase by another three billion people by the middle of this century, with almost all of this growth occurring in the poorest countries. As global economic growth has stalled, demographers and economists have been examining more closely the role played by rapid population growth in explaining the differences between countries that are reducing poverty and those that are not. Such efforts may help to identify the policies and program interventions that are most likely to reduce the numbers of people worldwide who are extremely impoverished, (Barton and Wamai, 1994).

Suharko (2007) noted that up to the early millennium, poverty remains to be the biggest problem of the world. One-sixth of the global population or about one billion people live

in an extreme poverty. They struggle daily for survival. They suffered from lack of nutrition, health, water and sanitation, shelter and other basic needs for survival. In order to end the poverty, the 191 UN members signed the United Nations Millennium Development Goals (MDGs) in 2000. The first goal of the MDGs is to eradicate extreme poverty and hunger. To achieve this goal, a target has been set that is, to reduce by half the proportion of people living on less than a dollar a day by 2015. If the target can be realized, there will be an opportunity to end the extreme poverty by 2025. It means that poverty is the greatest challenge to the global society.

Both the level of poverty and the rate at which it has changed vary greatly by region. In Sub-Saharan Africa, the region with the most rapid rate of annual population growth and the lowest level of contraceptive practice, there appears to have been no progress at all in reducing the level of dire poverty: The proportion of Africans living on less than one dollar per day did not change at all between 1987 and 1998. Two other regions with the same rapid rate of population increase and similar levels of contraceptive use the Middle East and North Africa, and South Asia have widely differing rates of economic growth. As a result, between 1987 and 1998, the number of people living on less than one dollar per day declined in the first region and increased in the second (Valadez and Bamberger, 1994).

Poverty reduction and eradications is one of the UN's millennium goals. UN General Assembly Resolution UN51/178, which declared the years from 1997 to 2006 as the



decade for the eradication of poverty, expresses “serious concern that more than 1.3 billion people in the world, a majority of whom are women, live in absolute poverty and that the number of such people continues to increase (Clarks, 2000).

According to Kimani and Kombo (2009), the Commitment of Kenya Government to eradicate poverty is manifest in its current development strategies, as demonstrated with the efforts towards the achievement of the Millennium Development Goals, especially No. 1, on the eradication of poverty to less than 30% of the Kenyans by 2015 and the Kenya Vision 2030. However, the reality on the ground indicates that despite these intentions, the increase on the number of the poor both in rural and urban Kenya has been worrying. This creates a need to intensify poverty reduction efforts in planning and programming, especially as regards to human resource development, health, employment, physical infrastructures, agriculture, rural development, trade, public safety, law and order, all of which are instrumental in scaling up the development process and poverty eradication. Moreover sustainable poverty reduction strategies must engage both women and men as actors and beneficiaries.

In Romania, there are researches about poverty as well as poverty reduction, how far poverty has been reduced, the causes of poverty, the role of government to reduce poverty among others. No research yet to find how the Nongovernmental Organizations in Romania perceive the term poverty and what are the factors influencing the Nongovernmental organizations to select poverty reduction programs. It is important to

find out what the poverty really is and then to take programs accordingly, so that poverty can be reduced successfully. The Nongovernmental organisations are active actors to combat poverty in Romania that is why their ways of perceiving poverty and selecting poverty reduction programs is highly significant in contemporary poverty situation. Poverty should be targeted directly on its root causes by overcoming the constraints that gives rise to it rather than treating the symptoms of poverty through welfare transfers. It means listening to the poor and learning from them. Emphasis should be on understanding the needs of the poor and the poverty processes that create those needs (Swift, 2005).

In Kenya, poverty manifests itself in the forms of hunger, malnutrition, illiteracy, lack of shelter and failure to access essential social services such as basic education, health, water and sanitation, as observed in the Republic of Kenya Sessional Paper No.3 of 1999 and Kenya Vision 2030, the current Blue-Print that is guiding the Government Development Agenda, up to 2030. Majority of the Kenyan poor are women as few of them access educational opportunities due to the low value placed on the girl child, as compared to the boy. Based on the traditional beliefs and practices, women have had less or no ownership, access and control to family assets and resources, as compared to their male counterparts. In this respect, in the incidences of deprivation through poverty, they are more vulnerable (Kimani and Kombo, 2009).

As noted by Mubangizi (2009), the role of institutions in poverty alleviation is increasingly being recognized. There is a realization that certain institutional arrangements are more supportive to pro poor policies. According to Brass (2008), NGOs have increasingly been seen as more efficient, effective, flexible and innovative than governments, oriented and ideologically committed to democracy and participatory pro-poor development, and to be more accountable and transparent than the government. Brass further quotes that the numbers of NGOs throughout the developing world and Africa in particular, have skyrocketed. Kenya, for example, has witnessed a virtual explosion in the number NGOs in the country: in 1974 there were only 125 NGOs in Kenya; by 2006, over 6,000 had been registered with the government. According to NGOs co-ordination board 2009, there were about 6,075 registered NGOs by August 2009.

A more encompassing way of looking at poverty and poverty reduction strategies is to use a human rights-based approach. Poverty is one of the most important global problems, and the fight against poverty is becoming an imperative of our age (Clarks, 2000). Non-governmental organizations are progressively becoming the most consistent spokespersons of interests of individual social groups, including the disadvantaged and vulnerable groups of population. Thanks to them there is more attention to include their interests in relevant laws and normative acts. Involvement of NGOs in developing social policy takes place at different levels of interaction with state authorities and in a variety of forms (Grootings, 2007).

Today, as expected, NGO activities are being directed to areas such as: education, culture, humanitarian aid, social services, art, environmental protection and human rights protection, student and professional organizations. There are also many groups for the protection of women, human rights, among others. Most of these organizations originate from the social protection area and mostly engage in humanitarian work (Brown, 1999).

Despite a growing contribution of NGOs, the state remains the principal actor in the field of poverty reduction and several initiatives have been taken since the late 1990s. December 1999 saw the adoption of the Presidential Decree on the first Poverty Reduction and Unemployment Programme in Kazakhstan (Grootings, 2007) NGOs are most often organized with the goal of solving a concrete common problem and such cooperation is usually short-term. In Serbia, for instance this experience has been primarily gained through joint activities aimed at removing political obstacles. The beginning of the 1990s saw the establishment of the anti-war movement in Serbia, followed by the student movements (1992, 1994, 1996), the civil movement for the protection of election results of 1996/97.

According to Chambers (2005), the Serbian government in 2003 adopted its Poverty Reduction Strategy and several civil society organizations whose goals and missions are related to improving the lives of less privileged groups were included the project. The Serbian government's Poverty Reduction Strategy (PRS) is a plan of activities directed towards the reduction of the main forms of poverty in Serbia. It offers an analysis of the

causes, characteristics and profiles of poverty in Serbia, as well as the main strategic directions for their eradication in the coming years.

Non-governmental Organisations and private sector-based entities such as chambers of commerce and the enterprise sector can spearhead effective and innovative initiatives for reducing poverty and should receive the institutional and financial support they require for implementing such activities. Many NGOs, for example, have pioneered “good practice” in developing informal learning and literacy methodologies, and in such areas as peace-building, strategic gender programming, partnerships with local government and capacity-building of local civil society Organisations. Supporting the advocacy, lobbying and networking activities of local NGOs representing the poor is essential to creating and maintaining an enabling environment for poverty reduction by giving “voice” to the poor (OECD,2001)

## **1.2 Origin of Nongovernmental Organisations**

Non-governmental organizations (NGOs), government-related organizations (*GROs*) or government peripheral organizations (*GPOs*) are "legally" constituted corporations created by natural or legal people that operate "independently" from any form of government, but in general with very good relationship with some specific governmental institutions.

The term originated from the United Nations, and normally refers to organizations that are not a part of a government and are not conventional for-profit businesses. In the cases in which Nongovernmental organisations are funded totally or partially by governments, the NGO maintains its non-governmental status by excluding government representatives from membership in the organization. In the United States, Nongovernmental organisations are typically nonprofit organizations. The term is usually applied only to organizations that pursue wider social aims that have political aspects, but are not openly political organizations such as political parties (Valadez and Bamberger, 1994).

Nongovernmental organizations (NGOs) are organizations that work in many different fields, but the term is generally associated with those seeking social transformation and improvements in quality of life. Development Nongovernmental organisations are the most highly visible sector, and include both international and local organizations, as well as those working in humanitarian emergency sector. Many are associated with international aid and voluntary donation, but there are also Nongovernmental organisations that choose not to take funds from donors and try to generate funding in other ways, such as selling handicrafts or charging for services (Marsden and Oakley, 1994).

Environmental Nongovernmental organisations are another sub-sector, and sometimes overlap with development Nongovernmental organisations. Just like other Nongovernmental organisations networks, transnational environmental networks might

acquire a variety of benefits in sharing information with other organizations, campaigning towards an issue, and exchanging contact information. Since transnational environmental Nongovernmental organisations advocate for different issues like public goods, such as pollution in the air, deforestation of areas and water issues, it is more difficult for them to give their campaigns a human face than Nongovernmental organisations campaigning directly for human rights issues. Some of the earliest forms of transnational environmental Nongovernmental organisations started to appear after the Second World War with the creation of the International Union for the Conservation of Nature and Natural Resources (IUCN). After the UN was formed in 1945, more environmental NGO started to emerge in order to address more specific environmental issues (Swift, 2005).

In 1946, the UN Educational, Scientific, and Cultural Organization (UNESCO) were created with the purpose of advocating and representing scientific issues and collaboration among environmental Nongovernmental organisations. In 1969, the Scientific Committee on Problems of the Environment (SCOPE) was funded to increase and improve collaboration among environmentalists. This collaboration was later reinforced and stimulated with the creation of UNESCO's Man and the Biosphere Program in 1971. In 1972, the UN Conference on the Human Environment in Stockholm, tried to address the issues on Sweden's plead for international intervention on trans-boundary pollution from other European industrialized nations, (Swift,2005).

Transnational environmental Nongovernmental organisations have taken on diverse issues around the globe, but one of the best-known cases involving the work of environmental NGO's can be traced back to Brazil during the 1980s. The United States got involved with deforestation concerns due to the allegations of environmentalists dictating deforestation to be a global concern, and after 1977 the U.S. Foreign Assistance Act added an Environmental and Natural Resources section. Human rights Nongovernmental organisations may also overlap with those in development, but are another distinct category. Amnesty International is perhaps one of the best-known (MoFEP, 2008).

During the early 1980s the Brazilian government created the Polonoreste developing program, which the World Bank agreed to finance. The Polonoreste program aimed to urbanized areas of the Amazon, which were already occupied by local indigenous groups. Rapid deforestation in the Brazilian Amazon called the attention and intervention of UNESCO, who utilized its Program on Man and the Biosphere to advocate against the Polonoreste program, on the grounds of violating the rights of the indigenous groups living in the Amazon. In the case of deforestation of the Brazilian Amazon, the environment Nongovernmental organisations were able to put pressure on the World Bank to cancel the loans for the Polonoreste program. Due to the leverage that the U.S. has over the bank, in 1985 the World Bank suspended the financial aid to the Polonoreste Program. The work of environmental Nongovernmental organisations in the Brazilian



case was successful because there was a point of leverage that made the targeted actor vulnerable to international pressure, (Valadez and Bamberger, 1994).

Even though Nongovernmental organisations might have common goals relating to development or environment issues, interests and perspectives are diverse. A distinction can be made between the interests and goals among those Nongovernmental organisations located in industrialized countries often referred to as the states of the North and Nongovernmental organisations from nations located in developing countries referred to as states of the South. There is sometimes tension between them. Southern states blame the developed nations for over-consumption and pollution resulting from industrialization, and for sustaining inequalities in the international economic system (MoFEP, 2008).

There is also a distinction among groups that take on particular and specific socio-economic issues. The Women's Environment and Development Organization was created in 1990 with the purpose to advocate for gender inclusion in work related to the Earth Summit. Other groups might focus on issues that include racial minorities and individuals from lower income backgrounds (The New Vision, 1993).

### **1.3 Statement of the Problem**

Most African countries are faced with serious and worsening poverty. Given the magnitude of the problem, it is unrealistic for governments in the region to be left alone to tackle this daunting task in light of the financial and institutional crisis that is facing most of the countries in Sub-Saharan Africa. Therefore, There is a range of civil society organizations whose participation is essential to address appropriately the challenge of poverty reduction. Private sector firms - large and small and domestic and foreign -non-governmental organizations, community based organizations, have a role to play in promoting people's welfare which was traditionally expected from the state (Clarks, 2000).

Little has been done regarding the contribution of NGOs in poverty reduction. There is need to establish the strategies employed by the NGOs to reduce poverty. This study therefore assessed the roles played and contributions made by NGOs in poverty reduction in Kisumu East sub county in Nyanza region.

### **1.4 General Objective of the Study**

The general objective of the study was to assess the role played by Nongovernmental organizations in poverty reduction in Kisumu East sub County.

**The Specific Objectives were to:**

- a) Identify the indicators and causes of poverty in Kisumu East sub County.
- b) Examine the contribution of NGOs in poverty reduction and
- c) Establish the challenges faced by NGOs in fighting poverty.

**1.5 Research Questions**

The study was guided by several research questions including:

- a) What are the indicators and causes of poverty in Kisumu East sub County?
- b) What are the contributions of NGOs to poverty reduction?
- c) What challenges are faced by NGOs in fighting poverty?

**1.6 Justification of the Study**

African countries have been faced with substantial level of poverty among its people. This has been as a result of poor governance, population growth and poor resource management, climate change, disasters ignorance, illiteracy geographical differences, culture among others that have left its people in abject poverty.

Roba and Mwasi (2006) noted that Poverty is back on the global development agenda; a concern that is has particularly been necessitated by increasing poverty levels in

developing countries. Roba and Mwasi further note that evidence shows that the proportion of the poorest segment of the population in developing economies, such as Kenya, is growing. Further, there is a growing dependence of the poor on environmental resources to earn income. Today more than 70% of the Kenya's populations obtain a living directly from the environment. This trend is increasing because of growing population size and rising levels of poverty. Furthermore, the poor depend more directly on the environmental resources for meeting their short-term (or immediate) needs, which in turn raises concern of unsustainable use of environmental resources with further implications for environment and development.

For instance, rapid population growth and related demand for resources are putting pressure on the environment. These pressures are having negative impacts on both low and high agricultural potential areas. Forests are rapidly being depleted, wetlands converted to agricultural lands and their resources over-exploited, water bodies over-abstracted and polluted and dryland resources over-utilized. Mostly these are occurring as a result of poverty and poor governance, and are in turn increasing poverty levels (Roba and Mwasi, 2006).

This study highlighted the crucial role played nongovernmental organizations in eradication of poverty and provided a framework on the importance of governments joining hands with nongovernmental organizations to completely achieve a poverty free globe.

### **1.7 Significance of the Study**

This study will be of great significance to policy makers in the government who will realize the importance of nongovernmental organizations in the economy of any country and as far as poverty alleviation is concerned. However, on realizing the important contribution of NGOs, these important stakeholders in the government will formulate favorable conditions that will give room and support to NGOs. Scholars will find the information from this study vital in compiling of important journals that will be useful in enacting important legislation on sustainability of NGOs.

### **1.8 Limitations of the Study**

This study was limited to bad weather conditions associated to rainfall and poor road conditions. The other challenge was that of language barrier given that the researcher does not understand the local language of the research area. On the other hand, the researcher was not able to get in touch with all the expected respondents. Finally some of the respondents were not willing to provide the information required to fear for victimization and the certainty of the information provided may not be verified.

## CHAPTER TWO

### LITERATURE REVIEW

#### 2.1 Introduction

Up to the early millennium, poverty remains to be the biggest problem of the world. One-sixth of the global population or about one billion people live in an extreme poverty. They struggle daily for survival. They suffered from lack of nutrition, health, water and sanitation, shelter and other basic needs for survival. In order to end the poverty, the 191 UN members signed the United Nations Millennium Development Goals (MDGs) in 2000. The first goal of the MDGs is to eradicate extreme poverty and hunger. To achieve this goal, a target has been set that is, to reduce by half the proportion of people living on less than a dollar a day by 2015. If the target can be realized, there will be an opportunity to end the extreme poverty by 2025. It means that poverty is the greatest challenge of global society (Suharko, 2007).

The absence of a committed leadership, the vagueness of the poverty concept and its divisive nature renders it rather difficult to create sharp messages required for social movement mobilization. Given the absence of such a social movement, the role of civil society organizations (CSOs) becomes vital in advocating for, participating in and promoting sustainable poverty reduction. Although many CSOs are currently operating in these three domains, their role initially started in the domain of humanitarian relief. It was

only later that national and international NGOs succeeded in widening their development agenda to provide services, lobby for policy change and advocate for the poor's rights (Ibrahim& Hulme, 2010).

According to Ministry of Finance and Planning Sri Lanka, (2006/07), The poverty or poor exists where some persons fall short of reasonably defined minimum levels of wellbeing such as access to certain consumption or income levels , housing, health and education facilities and certain rights recognized according to standards of human needs and socio economic conditions of the society.

According to Ferguson (2011), Poverty alleviation is an ethical requirement. Despite the endeavour to meet the first Millennium Development Goal and other anti-poverty campaigns in the last two decades, it is an understatement to acknowledge there has not been universal success in eliminating world poverty. At least 1.4 billion people live in extreme poverty and with the current worldwide financial crisis; researchers have estimated that another 100 million people may become extremely poor.

According to Mubangizi (2009), the Coordination of antipoverty activities with other agents of change, notably NGO's and the private sector will not only prevent duplication of services but also provide the public service institutions with a more profound understanding of their impact on poor people's livelihoods.

Poverty in Kenya is caused by a number of factors, which include low agricultural productivity and poor marketing of industrial and agricultural products, insecurity, unemployment and low wages, poor governance, misallocation of land, inequality of income and assets, inequality in access to economic opportunities, lack of education, unfavorable climatic conditions, HIV/AIDs, gender insensitive property rights regimes, and weak democratic institutions (Nafula et al 2005).

In Nairobi, the capital city of Kenya, 60% of the population lives in slums and levels of inequality are dangerously high, with negative implications for both human security and economic development. Feelings of insecurity in many of the city's informal settlements have heightened considerably since the violence following the contested election results of December 2007. Poverty in the city is worst amongst those with low levels of education, another cause for concern given that considerably fewer children attend the later stages of school in Nairobi than in Kenya's rural areas, and many slum areas have few or no public schools. Meanwhile gender inequalities remain severe, with female slum-dwellers being five times more likely to be unemployed than males (Urban Poverty and Vulnerability in Kenya, 2009).

According to Kimani and Kombo (2009), the commitment of the Kenya Government to eradicate poverty is manifest in its current development strategies, as demonstrated with the efforts towards the achievement of the Millennium Development Goals, especially No. 1, on the eradication of poverty to less than 30% of the Kenyans by 2015 and the



Kenya Vision 2030. However, the reality on the ground indicates that despite these intentions, the increase on the number of the poor both in rural and urban Kenya has been worrying. This creates a need to intensify poverty reduction efforts in planning and programming, especially as regards to human resource development, health, employment, physical infrastructures, agriculture, rural development, trade, public safety, law and order, all of which are instrumental in scaling up the development process and poverty eradication. Moreover sustainable poverty reduction strategies must engage both women and men as actors and beneficiaries.

## **2.2 Role of Non-governmental organizations in poverty reduction in Africa**

Non-governmental organisations continue to be the global ‘flavor of the month’ in international development. They are regarded as “outside” actors perceived to work in the interests of the poor, and in the absence of the state, many Nongovernmental organizations have taken on vital role in the provision of basic services to the poor. The institutional and political environment is attuned to privatization in whatever form it takes. Nongovernmental organisations are another expression of this trend, but in the case of Nongovernmental organisations no real disillusionment phase has yet set in. But still nongovernmental organizations remain the favored vehicle for grass-roots involvement and community development in many countries (Valadez and Bamberger, 1994).

Programmes in service delivery and advocacy work have increased alongside the rising prevalence and prominence of Nongovernmental organisations; concerns regarding their legitimacy have also increased. There are ongoing questions of these comparative advantages, given their growing distance.

According to Kwesiga, and Ratter, (1993). Since the late 1970s, Nongovernmental organisations have played an increasingly prominent role in the development sector, widely praised for their strengths as innovative and grassroots driven organizations with the desire and capacity to pursue participatory and people centered forms of development and to fill gaps left by the failure of states across the developing world in meeting the needs of their poorest citizens.

While levels of funding for NGO away from low-income people and communities and towards their donors. In addition, given the non-political arena in which they operate, Nongovernmental organisations have had little participation or impact in tackling the more structurally-entrenched causes and manifestations of poverty, such as social and political exclusion, instead effectively depoliticizing poverty by treating it as a technical problem that can be 'solved'.

In reference to Dicklitch, (1998) ,the poverty perception of the Nongovernmental organisations studied is influenced both by these external factors, however internal factors such as individual and group beliefs of the employed professional staff, or the

opinions of beneficiaries have found to dictate poverty perception. Among the external forces international Nongovernmental organisations, donors as well as funding agencies and the Nongovernmental organisations' policy get influence most to define poverty. The internal forces are, in addition, the ideology of the Nongovernmental organisations, the vision which guides the Nongovernmental organisations to get knowledge about poverty and thus to define poverty and select programs. The organizations determine poverty based on some of the criteria as: income, family size, age, number of unemployed in family, housing conditions, household utensils, access to basic needs, educational level, health conditions, among others.

Nongovernmental organisations try to target poverty on its roots by listening to the beneficiaries and learning from them. However emphasis is on understanding the needs of the poor, the tendency that beneficiaries are recipients rather than active participants seems to remain unchanged in the case of studied Nongovernmental organisations (Barton and Bizimana,1995).

Most of the activities of Nongovernmental organisations are directed to children, institutionalized children and young people. Some organizations undertake projects aimed at helping institutionalized children to escape social exclusion after they reach the age of 18 and have to leave the care institutions. Other organizations have as beneficiaries particularly vulnerable categories: physically or mentally disabled persons, elderly, women, unemployed, alcohol and drug dependents (Asea,1993).

Based on the increasing numbers of the poor in Ghana and for that matter Sub-Saharan Africa, it was compelling for nations to address the phenomena. Appropriate measures are therefore being put in place to reduce poverty levels. In recent years, some measures adopted by policy makers and NGOs in many low income countries as a means of alleviating poverty in rural areas, is encouraging women to go into enterprise development. This they do by making available to them credit facilities with education (Ansoglenang, 2006).

In Zimbabwe, NGOs play a complementary role to the government. They help to get goods and services into the areas that are inaccessible to the government. These areas could be inaccessible due to the lack of government transport to reach out to the distant areas. At times the government does not have enough resources like manpower and capital to extend to reach all the sectors of the community. Because the NGOs are services that the government cannot provide to the people especially those at grassroots level (Sibanda, 1994). The support that Zimbabwean NGOs provide to the grassroots is in the form of capital, materials, training, technical expertise, transport, energy and provision of education, health, water and sanitation services. They also mobilize and organize communities for development activities. These services are provided in line with government programs (Sibanda, 1994). The Malaysian National Poverty Reduction Programme is one important area of focus where the role of the NGOs proves to be vital

in ensuring the provision and distribution of services so that they may reach target groups (Aziz, 2008).

Despite these positive aspects of NGOs activities that contribute to improve the livelihood of the people; NGOs are also constrained by weaknesses. As many of the beneficiaries are deprived and unable to voice their demands, most NGOs often define their needs which represent their own values interests and priorities (Dhakal, 2002).

As part of their commitment to realize the targets of MDGs in 2015, the NGOs have greater opportunity to increase their roles in reducing poverty especially in the developing countries .The government has also established causes, constraints and the processes that engender and entrench poverty but despite these positive developments, poverty alleviation has remained elusive particularly from the 1980s. Poor economic performance has led to increased absolute poverty, i.e., people without adequate food and nutrition, inadequate access to basic services, education, health facilities, safe water and decent housing. This has been blamed on poor policy formulation, initiation, planning and implementation (Suharko, 2007).

The basic needs approach involves specifying a set of minimal conditions of life, usually the quality of the dwelling place, degree of crowding, nutrition adequacy and water supply. The proportion of the population lacking these conditions is used to estimate the degree of poverty. The advantage of this approach is that different conditions appropriate

to different settings can be specified. However this reduces comparability of estimates in different situations. Similarly, it does not take into account the willingness of people to accept various tradeoffs deliberately, for example, a lower quality of dwelling for reduced transportation time and expense at work (Kwesiga, 2006).

### **2.3 Indictors and causes of Poverty**

Blank (2003) identifies perspectives that economists and policymakers use to understand the causes of poverty. They include issues of economic underdevelopment, human capital, contradictions in capitalism, structural causes, characteristics of the poor and the incentive effect of welfare programs.

#### **2.3.1 Population Growth**

Recent research has looked at the linkages between population growth and economic growth at different stages of the transition from high to lower fertility. One of the most important findings of this work is that when fertility begins to decline, the process creates but for only a limited period of time a demographic "window of opportunity" during which increased personal savings and investment become possible (Swift, 2005).

According to Valadez,(1994), when fertility is high, the proportion of the population made up of children and teenagers is large relative to the share made up of working adults

also known as the age-dependency effect. As fertility rates drop, the ratio of potential workers (people aged 15-64) to non workers (people aged 14 or younger and people aged 65 and older) rises, meaning that more workers are responsible for fewer children. The reduction in the ratio of youthful dependents to working-age adults should enable countries to increase their stocks of physical and human capital (schools and well-trained teachers, health care facilities and well-trained health workers, and modern communications networks and well-trained workers to staff them).

However, opening a demographic window of opportunity does not guarantee a surge in economic growth. For one thing, it is temporary, because low fertility will eventually increase the proportion of another dependent group—the population made up of older people who are no longer working. The intensity of the age-structure effect depends on the speed with which the transition to low fertility takes place. It also depends on countries' pursuing sound economic and social policies, to enable the large wave of potential workers to acquire skills and find productive employment. When this happens, as it did in countries like South Korea and Taiwan, a temporary surge in the accumulation of physical and human capital contributes to a rapid rise in living standards, (Valadez and Bamberger, 1994).

One of the main questions raised by research on East Asia is whether countries in other regions will experience a similar economic boost. Research on the effects of rapid fertility decline in Latin America raises some cautionary signs. Economic growth has

been slower in Latin America than it was in East Asia in the 1970s, in part because of the failure of countries in this region to invest as much in education, especially for the poor. Moreover, economic policies in these countries were less conducive to the creation of productive employment for the working-age population. Similar policy failures in South Asia raise the prospect that India and Bangladesh, which are now moving into the later stages of their transitions to low fertility, may not benefit at all from the favorable demographic conditions created by those transitions. The demographic window of opportunity is a one-time and relatively brief phenomenon (around two decades, depending on the speed of the transition), and it would be a sad irony if the successful efforts of countries to achieve lower population growth failed to reduce poverty because their accompanying economic policies were misguided or were instituted too late (Marsden, and Oakley, 2000).

### **2.3.2 Family Size**

Recognizing that demographics have a dual impact on poverty (both on overall growth and on improvements in living standards for the poorest families) raises the question of whether high fertility is an obstacle to poverty reduction within households. For example, children in large families perform less well in school and less well on intelligence tests than do children from small families. When economic class is controlled for, the correlation is approximately halved, but remains significantly negative (Kemigisha, 2009).



Children in large families also tend to have poorer health and lower survival probabilities, and infants born less than 24 months after a sibling are less likely to survive than those born after a longer interval. Furthermore, large family size seems to inhibit the physical development of children, possibly through lower-quality maternity care and poorer nutrition. Finally, links between family size and measures of parental welfare are less clear and vary over the life cycle; effects on the mother's allocation of time among childrearing, market work and leisure depend on the compatibility of work opportunities with child care. High parity increases women's exposure to the risk of maternal death over the reproductive life cycle (Kemigisha, 2009).

As was mentioned earlier, economists have been quick to point out that correlation does not imply causality and that causality could run in the opposite direction. The failure to recognize that the linkage between poverty and high fertility operates in both directions was one of the major shortcomings of early neo-Malthusians. In reference to Mubende District Local Council (1996), Formulistic arguments supporting family planning as a means of poverty reduction were an easy target for economists, who criticized both their naïve economics and their failure to recognize the important role of other factors, particularly female education, in shaping reproductive behavior. More recent research on fertility determinants has brought a more balanced recognition of the interplay of supply and demand for children and the role of family planning in relation to other proximate determinants of fertility, such as age at marriage, as countries went through the transition from high fertility to low fertility.

This point was emphasized in a four-country analysis of the effects of excess fertility, unintended births and children's education. In Kenya and Egypt, however, no such effect appeared. The study in the latter two countries looked at conditions prevailing at an earlier stage of the transition to low fertility, when the costs of educating children were largely assumed by the state and did not fall directly on the parents (Marsden and Oakley, 2000).

A puzzle in interpreting these linkages is that while the poor may indeed want more children and may not be all that irrational in doing so, they are less likely to realize the aspirations that motivated them to have children than are the better-off, whose children are better-fed, better educated and more likely to succeed in the face of the rapidly changing economic and social conditions found in many poor countries (Asea, 2003).

#### **2.4 Challenges Facing the Operation of Nongovernmental Organizations in Relation to Poverty Reduction**

Various challenges face the operations of NGOs. For example, human resources available to nongovernmental organisations continue to remain limited. On average the organisations operate with very small staff, just seven full-time and one part-time staff. Half of the organisations employ less than 4 full-time staff, although in most cases the employed staff is a well-qualified and trained one. Difficulties in raising funds for salaries force the organisations to reduce permanent staff or to hire personnel on a

project-by-project basis. Volunteers have become a very important resource for many Nongovernmental organisations, for some it is the only one available. Half of the Nongovernmental organisations operate with less than 10 volunteers. Many small organizations rely on the work of volunteers without having the necessary professional staff (Robinson,1990).

From the point of view of financial support, the actual context represents a difficult moment for Nongovernmental organisations. Almost all of these organisations, specially the small scale local ones have high range of resource shortfall and on average, they have inadequate financial resources to achieve their goals. The resource constrain is one of the important reasons why Nongovernmental organisations aim to secure the funds necessary to run their activities from various sources without depending exclusively on one single source, whether it is public or private, foreign or local. As the volume of foreign funding continues to decrease, there are cases of organizations which needed to cut their activities, as the foreign funding ended. Another significant aspect that influences organizations' financial viability is the limited domestic support for Nongovernmental organisations, as local fundraising efforts are not successful at generating significant income (MoFEP,2008).

## 2.5 Theoretical Framework

Different theories on poverty have been discussed by different authors. However, this research looked at the summary made by Bradshaw, (2006).

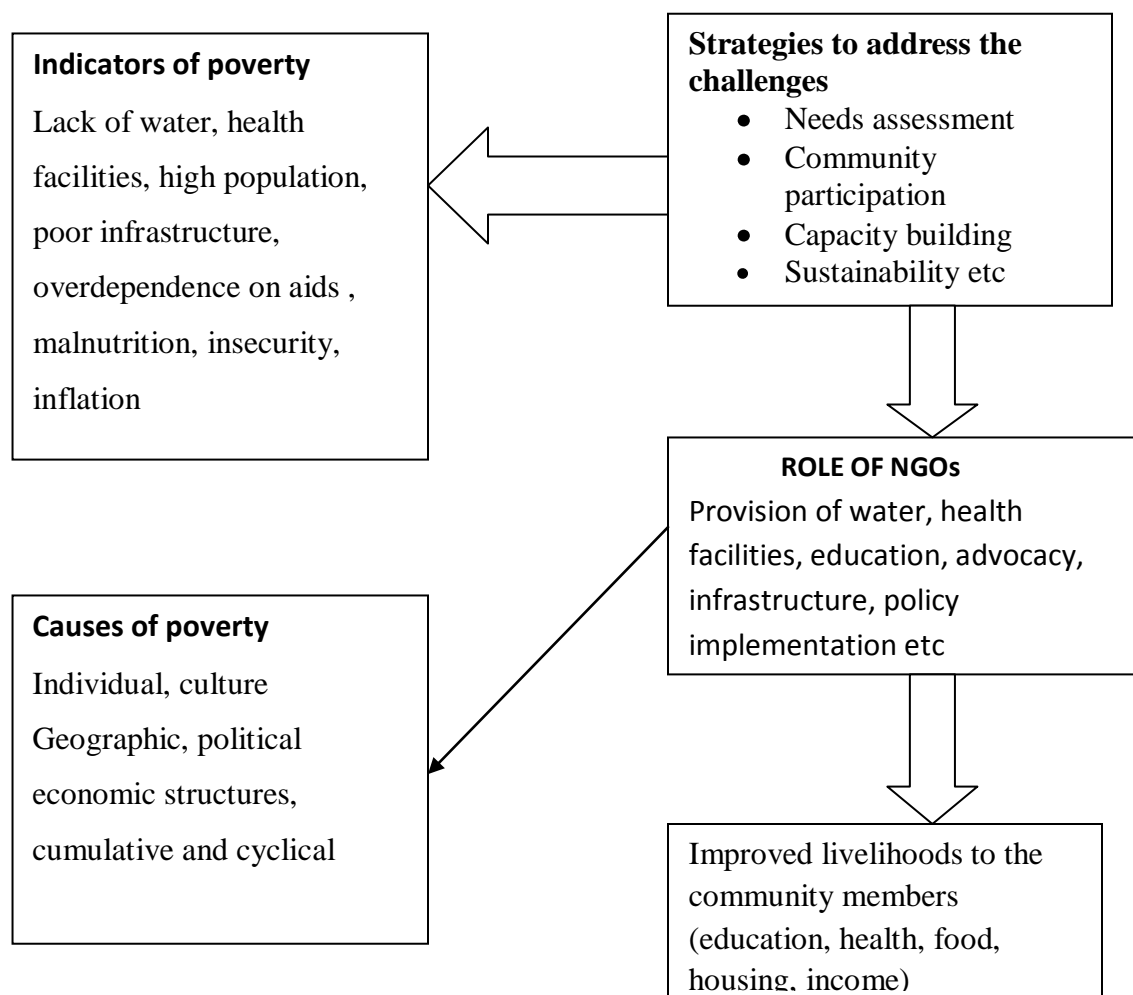
**Table 1 : Theoretical Framework**

<b>Theory</b>	<b>What causes Poverty?</b>	<b>How does it work?</b>	<b>Potential Community Development responses</b>	<b>Community examples to reduce poverty</b>
1.Individual	Individual laziness, bad choice, incompetence, inherent disabilities	Competition rewards winners and punishes those who do not work hard and make bad choices	Avoid and counter efforts to individualize poverty, provide assistance and safety net	Drug rehabilitation, second chance programs, making safety net easier to access, use training and counseling to help poor individuals overcome problems
2.cultural	Subculture adopts values that are non-productive and are contrary to norms of success	Peer groups set wrong values and reinforce wrong behaviors,	Use community to the advantage of the poor; value diverse cultures, acculturation, and community building; alternative socialization through forming new peer	Head start, afterschool, leadership development within sub-cultures, asset based community development

			group	
3.political economic structure	Systematic barriers prevent poor from access and accomplishment in key social institutions including jobs, education housing, health care, safety, political representation, etc	Election criteria directly or indirectly exclude some groups of persons based on inappropriate criteria	Community organizing and advocacy to gain political and economic power to achieve change; create alternative organizations,	policies to force inclusion and enforcement.
4. Geographic	Social advantages and disadvantages concentrate in separate areas	Agglomeration, distance, economies of scale, and resource distributions reinforce differences	National redistributions, concentration of development on local assets,	Redevelopment areas, downtowns, rural networking, urban revitalization
5. Cumulative and cyclical	Spirals of poverty, problems for individuals(earnings, housing, health, education, self confidence) are interdependent and strongly linked to community deficiencies	Factors interact in complex ways. Community level crises lead to Individual crises and vice versa, and each cumulate to cause spirals of poverty	Breaking the spiral of poverty with a spiral of success through a comprehensive program that addresses both individual and community issue	Comprehensive CDC programs that build self sufficiency in a community reinforced environment, programs that link individuals and community organizations, asset based approaches

## 2.6 Conceptual Framework

From the conceptual framework figure below, the indicators of poverty and the challenges associated to them co-exist such that one represents the other. On the other hand, as NGOs struggle to address one issue, it seems to capture both of them.



**Figure 1: Conceptual Framework**

(Source: Author, 2014)

The conceptual framework above shows the link between causes and indicators of poverty, the role of NGOs in poverty reduction and the strategies to be employed by NGOs to reduce poverty. Some of the indicators of poverty include Lack of water, health facilities, high population, lack of infrastructure and overdependence on aids among others. For the NGOs to address the indicators of poverty they have to identify first the causes poverty which include rapidly growing populations, bad cultures, corruption, insecurity, economic challenges among others.

After the NGOs identification of the causes of poverty then the NGOs and the community members to come up with the strategies that can be for instance carrying out a needs assessment, Community participation in decision making, capacity building etc. To address these indicators of poverty the NGOs carry out such activities as Provision of water, health facilities, education, advocacy, infrastructure, policy implementation among others depending on the needs assessment conducted. At the end of it all, the community members will benefit hence improved living standards and lifestyles.

## **CHAPTER THREE**

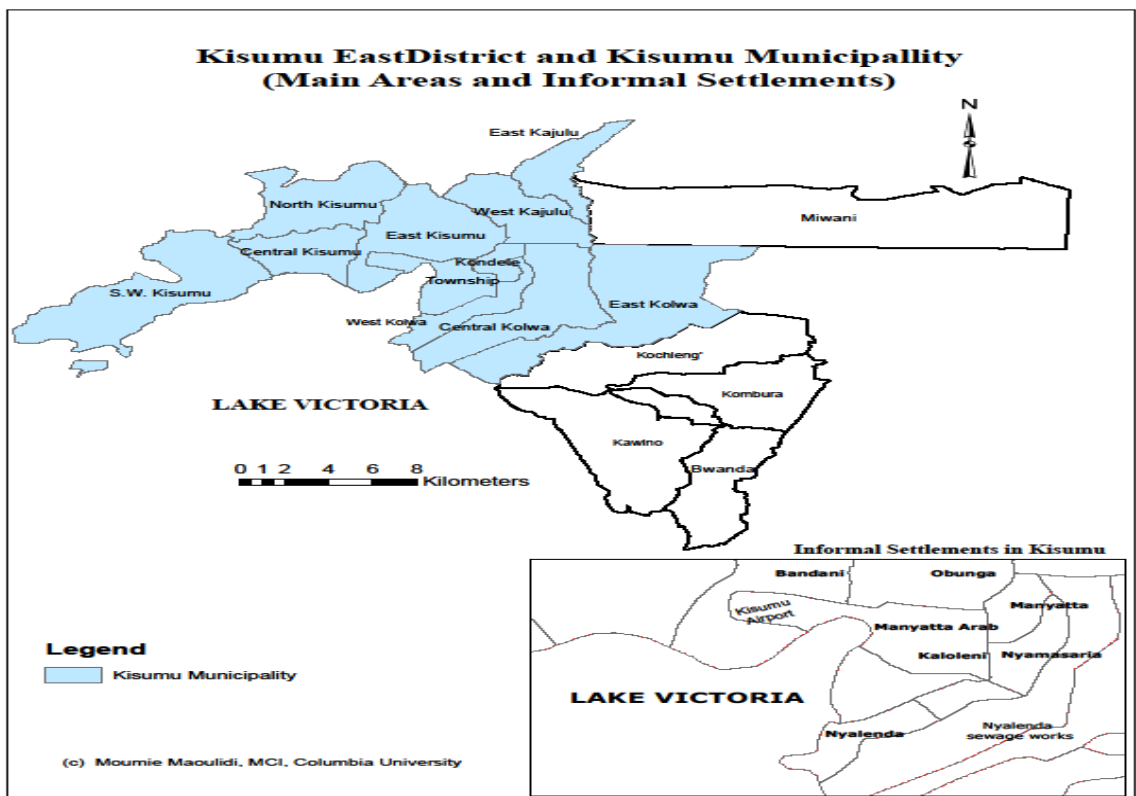
### **RESEARCH METHODOLOGY**

#### **3.1 Introduction**

This section provides the background information of the sub-county in terms of the area, location and main physical features and population distribution among others. The information is meant to highlight important facts about Kisumu East sub county features being the third largest town Kenya. Kisumu is the third largest city in Kenya, after Nairobi and Mombasa, and it is the country's poorest city (CBS, 2005). This gave more reason for the researcher to conduct the study in Kisumu East sub - county.



### 3.2 Study Area



**Figure 2: Map of the Study Area**

(Source: D. C's Office Kisumu East, 2008.)

#### 3.2.1 Administrative, Geographic and Physical Description of the Study Area

The administrative and physical description details the districts profiles, which provides background information on the location of the district and main physical features and settlement patterns and other background information.

### **3.2.2 Position and Size**

Kisumu East is one of the 21 districts in Nyanza region. The district covers a total area of 557.7 km<sup>2</sup>. It borders Nyando sub-county to the East, Nandi County to the North East, Emuhaya to the North, Kisumu West to the North West and Rachuonyo District to the South and within longitude 33 20E and 35 20E and latitude 0 20S and 0 50S ( D. C's Office Kisumu East, 2008.)

### **3.2.3 Administrative and Political Units**

The sub-county has two administrative divisions namely; Winam and Kadibo with a total of 20 locations and 55 sub-locations. The sub-county has two constituencies namely; Kisumu Town East and Kisumu Town West all of which fall under the 11 locations in Winam Division, Miwani, a location within Winam Division falls under Muhoroni Constituency while the whole of Kadibo Division is in Nyando Constituency Nyando sub – county. The District has a total of 22 civic wards, 13 in Kisumu Town West while Kisumu Town East has 9 wards (D.C's Office Kisumu East, 2008).

**Table 2: Administrative Units**

<b>Division</b>	<b>Locations</b>	<b>Sub locations</b>
Winam	12	36
Kadibo	8	19
<b>Total</b>	20	54

**Source: D.C's Office Kisumu East, 2008**

### **3.2.4 Settlement Structure**

Winam Division has 12 locations and 36 sub-locations occupying a 395km<sup>2</sup> area and an estimated population density of 963 persons per km<sup>2</sup>. The division hosts both the provincial and the district headquarters with Kisumu town which is the largest in Western Kenya located in this division. The main attraction to the town is due to the availability of jobs and business opportunities, colleges and training institutions, health and recreational facilities. The division hosts the three main informal settlements in the district. These are Manyatta, Nyalenda and Obunga taking slightly over 40% of the district's total population. This has exerted pressure on social amenities such as housing, public health services, and water and sewerage systems. Insecurity is also rife due to increased number of the unemployed and the street children. In Kisumu, an estimated 60 percent of the population lives in informal settlements, with the majority living in abject poverty (UN-HABITAT, 2005).

Kadibo division on the other hand, is sparsely populated with a population density of 450km<sup>2</sup>. The division represents the rural population in Kisumu East Sub County. The division is mainly affected by floods making the populace economically vulnerable. The main economic activity in this area is Agriculture whereby there is rice growing, watermelon, and tomatoes production.

**Table 3: Areas and population of the sub-county by Division**

<b>Division</b>	<b>Area km<sup>2</sup></b>	<b>Population</b>	<b><i>Population density</i></b>
Winam	395.0	380,365	963
Kadibo	162.7	73,227	450
<b><i>Total</i></b>		453,592	

(Source: DPU, Kisumu East District, 2008)

### **3.3 Physiographic and Natural Conditions**

#### **3.3.1 Topography**

The topography of the district is divided into two zones i.e. the Kano Plains and the Scarps in the North. East of Kisumu town do have low ridges and rivers occasionally break the Kano plains. There are notable features such as the scarps in the north, east and south. The Kano plains formation, due to the structure on the floor of these escarpments renders itself vulnerable to flooding by heavy rains especially the lower plains.

The major outstanding physical features in the district are the overhanging huge granite rocks at Kisian, the Lake Victoria, which is the second largest fresh water lake in the world, the geographic famous rice-growing Kano Plains and Lake Islands (e.g. Ndere National Park which is a tourist attraction). The granite rocks are further exploited by local population to produce building ballast, while the varying types of soils and river deposits are mined for building sand. The moulding and baking of clay soils produces high quality bricks which are sold to builders in Kisumu city. Three major rivers namely Kibos, Awach and Magada flow into the Nyanza Gulf all of which have been harnessed for small-scale irrigation.

The district has a long shoreline along Lake Victoria. This shoreline is 80km long, has more than 15 Beach Management Units (BMU's) of which 6 are in Kadibo while 9 are in Winam.

### 3.3.2 Climatic Conditions

The mean annual rainfall varies with altitude and proximity to the highlands along the Nandi Escarpment and Tinderet. Kisumu has a mean annual rainfall of 1280mm, Kibos 1,290mm and Koru 1,103mm. The lowland area forms a trough of low rainfall, receiving a mean annual rainfall of between 1,000mm and 1,800mm. This area has two rainy seasons, with the long rains occurring in August/September. During the short rains the average annual rainfall ranges between 450mm and 600mm. Their reliability is low and the rains are distributed over a long period, making the cultivation of second crops difficult.

Although there is entirely no dry month, the peak generally falls between March and May, with a secondary peak in September to November. The mean annual temperature ranges from 20°C to 30°C. The district has a wide range of soil types but is mainly dominated by vertisols. In the Kano plains are found the clay soils commonly associated with swamps on the slightly elevated grounds and piedmont plains are planosols and its complexes, which are of moderate fertility. On the uplands are cambisols and luvisols of volcanic origin, which have low fertility.

### **3.4 Population Dynamics**

#### **3.4.1 Settlement Structure and Environmental Factors**

The 2009 census put the population of Kisumu Sub-county (Kadibo and Winam Divisions) at 468,450. This population is projected to reach 534,149 by 2015. The rapid growth in population has placed great pressure on the social amenities such as housing, health, water and education facilities especially in the urban areas. High unemployment rate, environmental degradation, insecurity, poverty and HIV/AIDs still remain major issues of concern in the district. Farming is their major occupation, which demands the clearing of the environment. This in a way contributes to soil erosion and deforestation in the area. Soil water is usually lost through evaporation. The soil fertility is lost because of over cultivation due to inadequate land to practice shifting cultivation to allow regeneration. As a result of soil erosion, lose of soil water, soil organisms and deforestation, agricultural productivity is always low. This compels the inhabitants to diversify their sources of livelihood as agricultural productivity is always low.

#### **3.4.2 Social Organization**

Christianity is the main dominant religion in Kisumu East District. Others in the minority group include Muslims and traditionalists. The autochthonous people are the Luos with other settler ethnic groups due to intermarriages and employment. Due to the advent of Christianity, the traditional religion is practiced in the area just by a very few. Serious

taboos in the area are incest and adultery, On the other hand, respect for the elders, the aged and parents is mandatory or else you stand a curse or some other punishments accordingly. There is also the payment of bride-price for marriage as a tradition made by the family of the husband to that of the wife. This payment seals the marriage and can be in form of animals like cows and goats or in terms of monetary. Traditionally, women do not have the authority to inherit from their father's, so resources like land are passed from the fathers to sons. There are no festivals in the area but with major transition, in future they could have circumcision celebrations as their tradition does not allow males to circumcise.

The modern form of communication system in Kisumu East Sub-county is through the telephones (mobiles) enabled with companies like Safaricom, Airtel, Yu among others. There are also various TV stations such Citizen, KTN, NTV, K24 and also local FM stations not forgetting the postal centres. They have quite a number of traditional forms of communication that include oral forms of communication which is used during both joyful and sorrowful occasions.

The roads are still on construction, however not all of them will get to be tarmac. The most form of transport in the area is by road and most people use Matatus (public service vehicles), motor bikes commonly referred to as boda boda, animals like donkey are also used in carrying luggage. Power in the area is supplied by the Kenya Power (KPLC) and



within town get water from the Kisumu water and sanitation company. However, those residing away from town get water from boreholes, roof harvesting and from the lake.

Generally, the geographical setting, socio-demographic characteristics, and socio-economic infrastructure of the area help in the identification of potential resources for development in the area.

### **3.5 Research Design**

The descriptive research design was adopted for the study. The researcher used both qualitative and quantitative methods for data collection. Kisumu Sub-county was used as a case study for the research

#### **3.5.1 Populations and Sampling Techniques and tools**

##### **1 Target Population**

The study was conducted in all the 20 locations and 55 sub-locations in Kisumu East Sub County. The sub-county has two constituencies namely; Kisumu Town East and Kisumu Town West all of which fall under the 11 locations in Winam Division, Miwani, a location within Winam Division falls under Muhoroni Constituency while the whole of Kadibo Division is in Nyando Constituency Nyando District. The District has a total of 22 civic wards, 13 in Kisumu Town West while Kisumu Town East has 9 wards. Kisumu

East population is chosen because of the availability or concentration of the Nongovernmental organizations. This was therefore the main or focal point for choosing the population. The target population was the local people in Kisumu East sub county estimated to be 150 124. The community people were selected because they were to give adequate information about the role the NGOs play in poverty reduction.

## **2 Sample Size**

When the population is more than 10,000 individuals, the following formulae by Mugenda and Mugenda (2003) is recommended

$$n = \frac{Z^2 PQ}{d^2}$$

Where, n=the desired sample size

Z=the standard normal deviate at the required confidence level

P=the proportion in the target population estimated to have characteristics being measured

Q=1-P

d= the level of statistical significance set

Hence from the population of 150, 124 the sample size of 211 was used as recommended by Mugenda and Mugenda (1999).

## **3 Sampling Technique**

This study employed simple random sampling to select the sample for data collection for the locals. Simple random sampling in this study ensured that equal chances are given to each member of the target population hence an independent chance of being included in the sample. Purposive sampling was also used to capture some key informants like for the

case of NGOs. The purposive sampling allowed the picking of interview objects that fit the focus of the study (Osuala, 2001).

### **3.5.2 Tools and Techniques of Data Collection**

#### **1. Primary Data**

This technique of data collection was employed through the use of open-ended semi-Structured interview guide, focus group discussion, direct observation and informal discussions.

##### **a) Questionnaires**

Questionnaires were administered to the entire target population. This enabled the researcher to gather more information about what people think and feel about poverty reduction.

##### **b) Key informants Interviews**

Key informants were selected according to the role they play in the community and the NGOs. The respondents were interviewed personally in their offices during working hours .They included managers and other staff who held positions in the various institutions. They mostly helped in information verification by respondents. The

interviews gave in-depth information as they could be restructured unlike the questionnaires.

**c) Focus group discussions**

Five Focus group discussions were held in different times and involved people between 15 and 18 from NGOs and communities around the area of interest .They helped give more and clear information about ideas, opinions among others.

**d) Observation and Photography**

Observations and photographs were used to keep the memories of researcher and also for future use. The photos were taken during the focus group discussions. Some observations were also made for instance to confirm variables like the activities engaged in and the types of housing among others.

**2. Secondary Data**

Information was sought from documentary sources such as books, journals, newspapers, reports, articles and other research related to this study. The essence was to review literature about poverty reduction and the actors involved in this case NGOs .It also supplemented the information gathered during the fieldwork.

### **3.6 Data Analysis**

Qualitative description, content analysis for the responses given and relevant statistics was employed for data analysis .Data collected was coded, entered and analyzed statistically using SPSS 20.0 .Descriptive statistics was used for data analysis . Percentage rank scores were calculated for Likert-scale ranked data. Preliminary cross-tabulations tests were also carried out as part of a two-stage analysis to compare variables. All data analyzed was considered significant at 95% level of significance = 0.05 and degree of freedom depending on the particular case as was determined. The data was then presented in a synthesized form using graphical techniques such as table, bar graphs and pie charts for easy inferences of the results. Qualitative data was summarized and grouped into major themes to elaborate the finding.

## **CHAPTER FOUR**

### **RESULTS OF THE STUDY**

#### **4.1 Introduction**

This chapter presents the results of data collected from the study area. It begins with a presentation of the general characteristics of all the respondents for this study who are both men and women.

Section I of this study looks at the socio-demographic characteristics of the respondents, while section II entails the indicators and causes of poverty, the roles played by various NGOs in poverty reduction and the challenges they (NGOs) face .

##### **4.1.1 Socio-Demographic Characteristics**

Socio-demographic characteristics describes various aspects of individuals and in this the individuals are the respondents. Various characteristics were examined and the frequencies and percentages were calculated and they are as follows:

#### 4.2.1 Age of Respondents

**Table 4: Age Characteristics of Respondents**

Age	Frequency	Percentage (%)
18-24	8	4.0
25-35	54	27.0
36-45	68	34.0
46-above	70	35.0
Total	200	100.0

From the table 4% of the respondents were aged between 18-24 years, 27% between 25-35, 34% 36-45 and 35% were 46 years and above.

#### 4.2.2 Gender

**Table 5: Gender characteristics of respondents**

Gender	Frequency	Percent (%)
Male	90	45.0
Female	110	55.0
Total	200	100

Gender in this case are the biological characteristics that identify one as being masculine or feminine .In this case,45% of the respondents were male while 55% were female as shown in the table above.

### 4.2.3 Education

**Table 6: Education Characteristics of Respondents**

<b>Education levels</b>	<b>Frequency</b>	<b>Percentage</b>
Diploma	70	35.0
Degree	48	24.0
Masters	16	8.0
Others	66	33.0
Total	200	100.0

From the table above, the results show that 70 (35%) of the respondents were diploma holders. This result also indicates that 48 (24%) of the respondents had acquired university/degree. Only 16 (8%) of the respondents had acquired a Masters degree. Lastly, the results show that 66 (33%) of the respondents had other forms of education that could be primary or secondary education or other non-formal education.



#### 4.2.4 Occupation



**Figure 3: Occupation Characteristics of Respondents**

From the results in figure 4, 2% of the respondents were employed, 81% were self employed 15% were business persons and 2% were doing other activities.

#### 4.2.5 Marital Status

From the data in the Table below, 61 percent were married, 25 percent of them were widows and widowers, 8% were single while 3% were separated and lastly 3 % were on others who either nuns who choose to join the Catholic religious vocation as nuns.

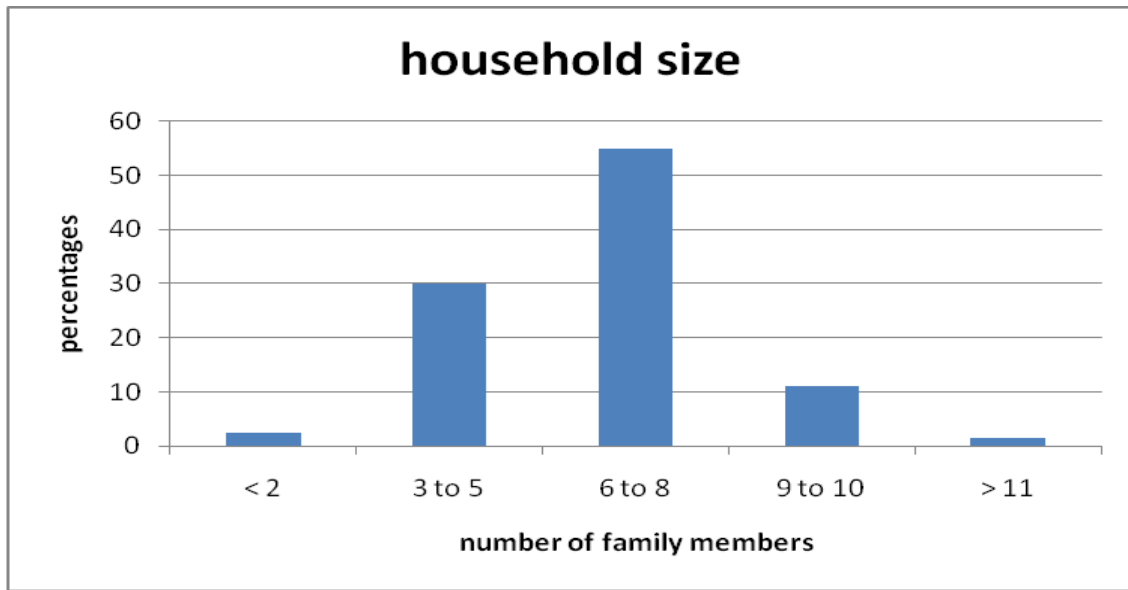
**Table 7: Marital Characteristics**

Status	Frequency	Percentage
Married	122	61.0
Single	16	8.0
Separated	12	6.0
Widow	50	25.0
Others	6	3.0
Total	200	100.0

### 4.3 Poverty Indicators

Poverty indicators can be defined as the manifestations or the entities that can be analysed to show if someone accesses the basic needs or not. A number of entities were taken into account and are as shown below.

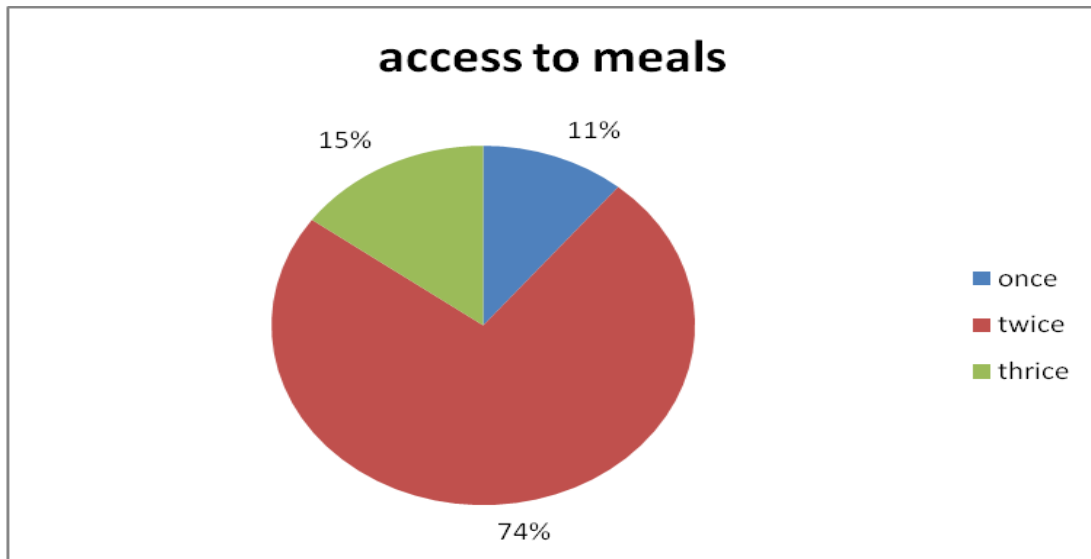
### 4.3.1 Household size



**Figure 4: Family Size**

From the study, the results indicate that only 2.5 % of the respondents had less than two family members This result also shows that 30%of the respondents have families members between 3-5 which is not a large number .It was also established that most families at 55% have family members of between 6-8 and the study also noted that only 1.5% have more than 11 members of the family.

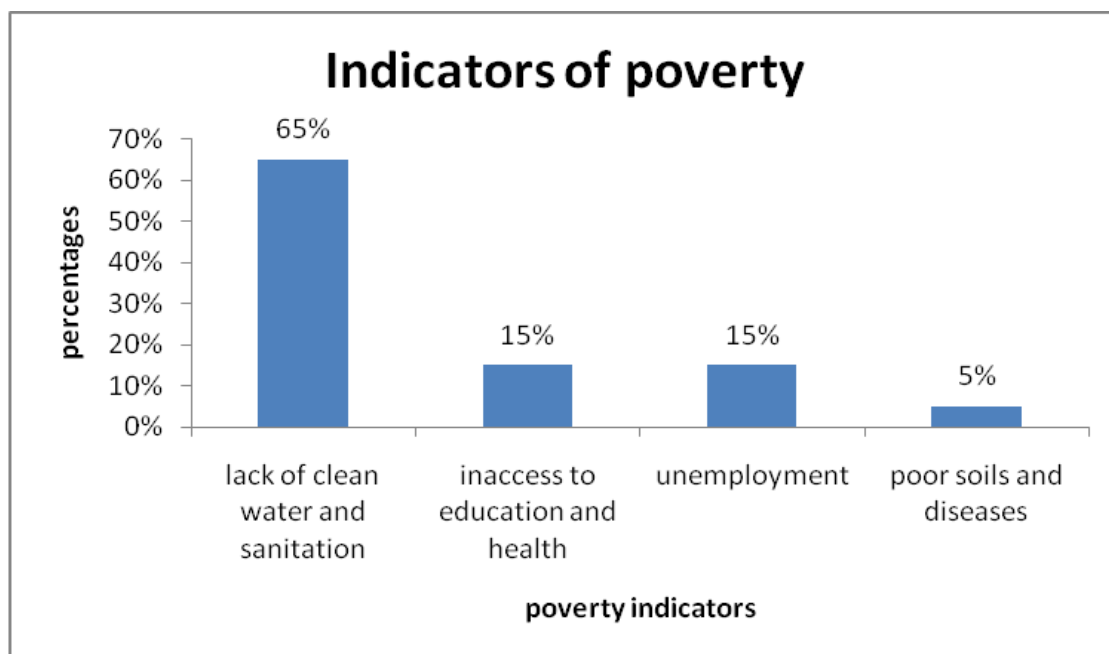
### 4.3.2 Meals



**Figure 5: Meals**

The Chart above shows the percentages on access to meals. From the results, 11% of the total respondents access meals only once a day. The chart also shows that a large number of respondents at 74% access meals only twice a day. Finally only a few respondents at 15% said that they can access three meals a day .

### 4.3.3 Critical Indicators of Poverty in the Study Area

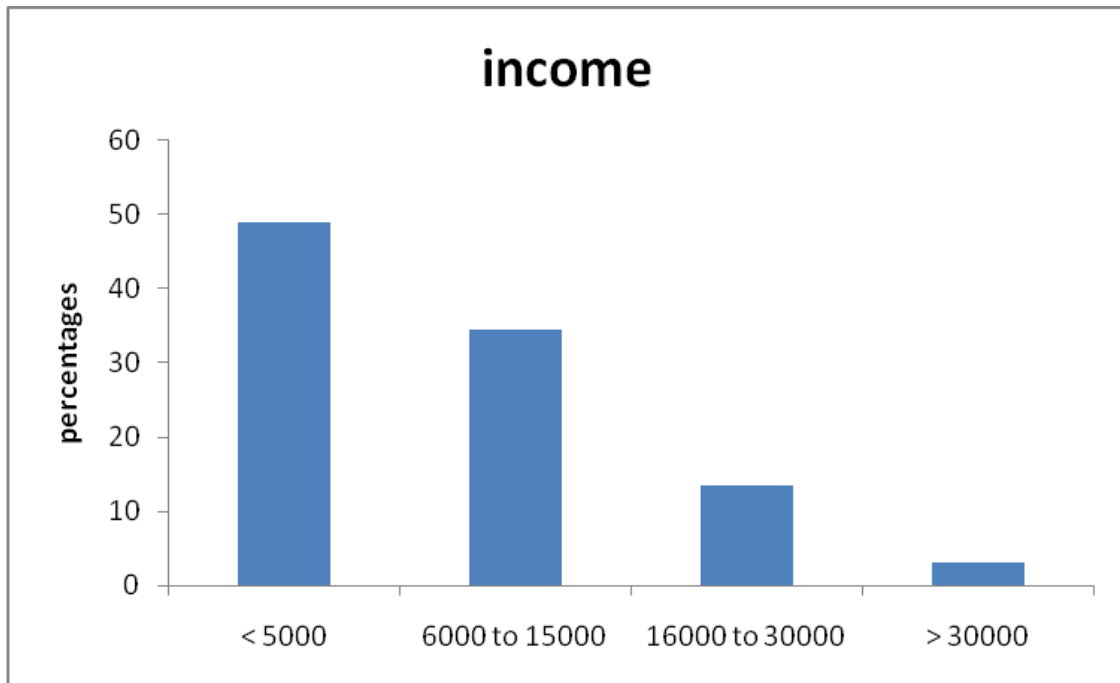


**Figure 6: Critical Indicators of Poverty in the Study Area**

From figure 3 above, 65% of the respondents agreed that there is lack of clean water and sanitation. On the other hand 15% of the respondents showed that they could not access education and health facilities. This research also noted that 15% of the respondents were unemployed either self, business or any other.

Diseases and poor soils were at 5% .As much the percentage was low it still has an impact on poverty reduction.

#### 4.3.4 Income



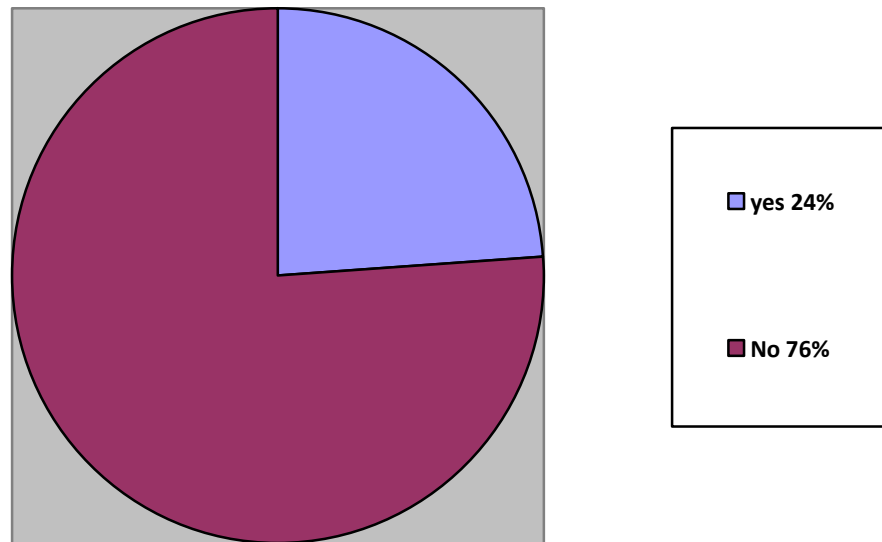
**Figure 7: Income Characteristics of Respondents**

The graph above shows that most respondents' income which is 49% is below Kshs 5,000. This amount if divided by 30 days of a month will be Kshs 200 per day. On the other hand, this research established that 34.5% of the respondents earn between Kshs 6,000-15,000.

Those earning Kshs 16,000-30,000 come 3<sup>rd</sup> at 13.5%. This could be those people with better education or high income generating activities. Lastly, those earning more than Kshs 30,000 were at 3% which the least of all.

#### 4.4 Establishing if there are enough Nongovernmental Organizations in Poverty Reduction

From the figure, 24 % of the respondents agreed that there were enough NGOs in the area while 76% of the respondents noted that the number of NGOs in the area were not enough.



**Figure 8: If there are enough Nongovernmental Organizations**

#### **4.5 The role of Nongovernmental Organizations in Poverty Reduction**

It was noted that different NGOs engage in different activities which are directed by the funders and when analyzed are meant to reduce poverty according to Kenya's vision 2030.

The roles the NGOs play were divided into four themes and qualitative analysis was used. The themes included:

- 1) Environmental protection and conservation
- 2) Agriculture and Finance
- 3) Education
- 4) Health

The table below shows the roles played by different NGOs in poverty reduction and is divided into four themes.



**Table 6: The role of Nongovernmental Organizations in Poverty Reduction**

<b>Themes</b>	<b>Name of NGO</b>	<b>Roles</b>	
Environmental protection & conservation	World vision	Provision of tree seedlings	
	RELMA	Water conservation	
	SILK	Tree planting	
	Red Cross	Flood preparedness	
	VIRED	Manual removal of hyacinth /wetland conservation	
	LVEMP	Environmental care	
	Agriculture and finance	CARE-KENYA /KWFT	Savings and loaning
		COLPIN & BWAK	Provision of seeds
		CREP	Cassava production
		ICRAF	Tree planting
		VIRED	Bee keeping /poultry keeping/provision of maize seeds
		NOWA	Poultry keeping
		SILK/ SCC-VI Agroforestry	Table banking
		OGRA -Foundation	Provision of maize seeds
Education	VIRED/ World vision/ SCC-VI Agroforestry	Capacity building	
	World vision	Community education	
Health	Red Cross	Provision of food, medicine/drugs, counseling /food for work	
	RELMA	Building water tanks	
	Catholic	Provision of food	
	Kano Plans	Child care and support	
	Red cross	Community support	
	Omega Foundation	Feeding children/ orphanage home	

## **CHAPTER FIVE**

### **DISCUSSION OF THE RESULTS**

#### **5.0 Overview**

This chapter entails the discussion of data collected from the study area which is Kisumu East sub-county in Kisumu County.

During the focus group discussions ,respondents also suggested a number of issues that lead to increase in poverty .They included early retirement and poor compensation plan, high taxes,Drug abuse,physical /psychological challenges ,rapid population growth, poor terrain, corruption ,lack of accountability ,culture among others.As noted by many authors, poverty is determined by such characteristics as: income, family size, age, number of unemployed in family, housing conditions, household utensils, access to basic needs, educational level, health conditions, etc. The findings were coded and were analyzed as follows:

#### **5.1 Socio-Demographic Characteristics**

Socio-demographic characteristics play a major role when it comes to poverty.

These characterisitcs include family size, gender, educational level or professional status among others (Dan, 2005).

### 5.1.1 Age of Respondents

Age groups play a major role as households move into and out of poverty due to the different needs throughout the life cycle: For instance, young people are very vulnerable to diseases and hence require intensive investment in health. A lot of money may be used to incur the hospital and medication expenses which may lead households to abject poverty as all the income will be used. This also means that the young people will not be able to work as they will be dependent. There will be a more input than output.

On the other hand, the young people must be taken to school to acquire education / knowledge especially with the recent government policy which requires every parent to take their children to school. Families with many children may not be able to take their children to school as it may not be affordable. This renders the families to extreme poverty as the children may be able to secure any jobs in the modern world. These children may only secure jobs in the unskilled industry which pay poorly and may not be able to access proper meals, medication and most definitely this will affect their future generations. Prime-age adults on the other hand require supply of labour and savings. Most of the people at this age require more energy so as they can work and earn a living for themselves and their immediate families as the parents may be old and not able to support other younger children. These people require stable and good healths so as to enable them have a better output. This age bracket also require to have dispensable income that can be used for development, payment of bills, school fees among others. Lack /insufficient funds may lead to individuals being subjected to poverty conditions.

Finally the aged require health care, love and retirement income. Like the young aged, the aged require proper medical attention as they are vulnerable to diseases. They also income that can be used to meet their basic needs as they may not be work and earn some income due to body weakness. Without a proper health programme and income the immediate family may end up spending all the money they get from their work and may end up being poor forever as all the resources will be exhausted. Therefore, it is important that the needs in every age group are carefully addressed to help close any gap that may lead to people suffering and lending them helpless and poor.

### **5.1.2 Gender Characteristics**

Gender inequalities remain severe, with female slum-dwellers being five times more likely to be unemployed than males (Urban Poverty and Vulnerability in Kenya, 2009).The difference in percentages can be attributed to culture especially in African setting where parents prefer investing education in male children compared to the female children. The high percentage in women than in men clearly indicates that in most rural areas, most women are left home to take care of the properties and do farm work. This can be supported by the fact that in most African families, a male child is given a priority especially in education and ownership of property. This is because most families assume that the female child is supposed to get married and enjoy the property of the husband. This renders the females to be more vulnerable to poverty because they do not own any property.

On the other hand, lack of education makes women to remain ignorant and cannot get better paying jobs. This situation leaves women in compromising situations that subjects them more to poverty .Women are unable to access better medical covers and this may just lead to a sick nation that is not fruitful. All these combined together, make mothers and children suffer more and always remain dependent to their husbands and even their families which makes them remain poor. On the other hand, men are given more opportunity in the African setting compared to women maybe because the culture and the masculinity. Men are given an upper hand when it comes to property ownership especially land and other properties like houses. This difference therefore needs to be addressed so as we can have a balance between men and women.

### **5.1.3 Education Level in the Study Area**

Successful positive and sustained educational attainment is of great importance to both the individual and wider society (QCOSS, 2013).

Education gives an individual the opportunity to explore different fields and meet with different people with whom they share different ideas. Education empowers an individual with skills and knowledge in different fields and also the betterment of communications skills. The skills exposes an individual to different working industries hence increasing the chances of generating more income that can help in reducing poverty.

Unfortunately according to Urban Poverty and Vulnerability in Kenya, (2009), Poverty in the city is worst amongst those with low levels of education, another cause for concern given that considerably fewer children attend the later stages of school in Nairobi than in Kenya's rural areas, and many slum areas have few or no public schools. Education on the other hand provides an individual with first hand information. This information can be for instance health and nutrition, environmental and resource management, proper management of income among others. Men are also preferred when it comes to education in the African setting. Education enables the men to get better jobs, better medical cover and the property also helps them to generate more wealth. People with no education often have limited chances in having better living standards as most of them do not access basic needs. They are not mostly informed and cannot depend on themselves and most of them their output to the society is low. Most of these people depend solely on the environmental resources and end up depleting and degrading the environment.

At the same time, these people are not able to access better medical and health programmes which expose them to more poverty as they may not be able to have the same energy levels to work/produce like other healthy people.

From the table above, the results show that 70 (35%) of the respondents were diploma holders. This high percentage could be because some of them could not get degree education because they could not afford or because they did not attain/qualify to join

university. This could be the group that is engaging in business because of the high competition in the job market. They may also be the people with less income and may be the people who do not easily access health services because of lack of medical schemes. This result also indicates that 48 (24%) of the respondents had acquired university/degree and the reason could be either they qualified or could afford to pay the fees. This group could be among those who are paid better and access medical covers. This group could also be having better ideas in various aspects hence putting them in a better position to at least access basic needs. 16 (8%) of the respondents had acquired masters and could be the people who are independent and have jobs already and can pay for themselves. This group of respondents can be attributed to people who can easily access basic needs and have dispensable income for other developments. Lastly, the results show that 66 (33%) of the respondents had other forms of education that could be primary or secondary education or other non-formal education. This may be because they could not pay for their education, they engaged in drug abuse or had no role models. This group could be the poorest in the community because they may not have any skill to help them engage in income generating activities. This group could be engaging in jobs that do not require any technical skills hence earning little. This may lead to increased insecurity in the community and increased aid from donors and well wishers.

As noted earlier in the discussion however, most men benefit more in terms of education compared to women. This means that most women are more exposed to poverty than men as illustrated in the percentages from the field.

In summary, Education equips an individual with the skills to read, write, record, receive training and seek information. Education not only offers formal jobs but also informal employment especially in technical areas.

#### **5.1.4 Occupation of the Respondents**

The kind of job that one does determines the income to be generated and consequently the level of access to goods and services. 2% of the respondents were employed, it could be that this small percentage are those with better education that may be having degree or masters .Most of the time people who have better education end up in permanent employment are entitled to a medical cover and housing allowance. These kind of people also are able to access education and also live a better life. Those people who also have good business /investments that generate high profits are able to access health services and education and other services easily. As the same time, this class of people are able access credit facilities which enables them to engage more in development activities.

On the other hand,15% were business persons and may suffer the same as those who are self-employed and 2% were doing other activities but may or may not enjoy any benefits at all and if they do, then the benefits may be too small. These people are semi-skilled on the other hand maybe under contract employment and may be limited to benefits such as medical covers, house allowance among others. These class of people may at the same



time be struggling to access education and risk job insecurity. They may be those people with diploma and certificate education.

The unskilled people get employed in the informal sector. Unfortunately the informal sector has lesser benefits compared to the formal sector. For instance, it is survival oriented and the sources of credit or information are limited and if they are available they come with unachievable conditions. They do not benefit from minimum wage and social security and have to provide for their own and family health needs .This means that they can be fired at any time if they are working for the second partner. On the other, there may be no growth completely as every coin they make is spent on food, medicine and other basic goods and services.

#### **5.1.5 Marital status of the Respondents**

From the findings of the findings of the study, it was noted that people had different marital status .Marital status of an individual to some point determines what they can own. For instance, young unmarried people cannot inherit land from their parents as it may be assumed that they are not yet responsible. However, if they are working they may opt to acquire their own properties. If they are not in position to acquire any property, they remain dependent to their parents and may not be able access all the basic needs, health and education.

Those that are married on the other hand, access and can own property easily because their parents. The property owned can in turn generate income, help in acquiring the loans and help make people lives better. This scenario reduces dependent on the immediate family hence reducing the burden.

The other group of people are those that are separated/single due to various reasons such a divorce or the nuns. These group of people could be owning property, could in employment or engaging in other forms of activities that could be generating income.

#### **5.1.6 Family Size**

According to Valadez, (1994), when fertility is high, the proportion of the population made up of children and teenagers is large relative to the share made up of working adults. (This is called the age-dependency effect.) As fertility rates drop, the ratio of potential workers (people aged 15-64) to nonworkers (people 14 or younger and people aged 65 and older) rises, meaning that more workers are responsible for fewer children. The reduction in the ratio of youthful dependents to working-age adults should enable countries to increase their stocks of physical and human capital (schools and well-trained teachers, health care facilities and well-trained health workers, and modern communications networks and well-trained workers to staff them).

Therefore, a high number of children or dependants are likely to increase poverty levels as supporting them will require more resources and time. For instance, a parent or

guardian will require more income for education ,housing, health and food compared to a family with less children or dependants. This means that the available resources will be exhausted making the family to be more miserable even wait for aid from well wishers and other donors.

For instance, large families also tend to have poorer health and lower survival probabilities, inhibits the physical development of children and high parity increases women's exposure to the risk of maternal death over the reproductive life cycle.

## **5.2 Poverty Indicators**

Many different indicators have been used to determine and monitor poverty levels. Surveys have mainly relied on an income/consumption threshold (the so-called poverty line) below which an individual can be classified as being poor or not ( Maoulidi ,2012).

There are a number of poverty indicators that were established during the field study. Mukui ,(2005) cites the 1997 welfare monitoring survey released in 2000 where the social indicators tabulated against poverty included education (enrolment, literacy and expenditure on education), health (morbidity, health seeking behavior, prenatal and perinatal care, and child immunization), agriculture (land holding and expenditure on agricultural inputs), employment, social amenities (cooking and lighting fuel, shelter and

ownership of household assets), and water and sanitation (access to portable water and safe sanitation).

### **5.2.1 Household size**

Shelter is a fundamental human right, and equitable access to secure and adequate housing is an important part of ensuring social inclusion. It is clear that people on low incomes struggle to access affordable housing, which affects many other facets of their lives. This domain include themes of housing availability, security and affordability (QCOSS, 2013).

From the study, the respondents had less than two family members and this may be those that are newly married and have not had children or the parents who are at the nest family stage whose children are already married or working and not at home. Families with small members are able to access medical services and meals easily because the cost is low.

This result also shows that 30% of the respondents have families members between 3-5 which is not a large number and the reason could be that most of them have young families still or could be using family planning as a measure of controlling births. It could also be as a result of the parents working out of home hence have committed most of their time to job other taking care of the children.

It was established that most families at 55% have family members of between 6-8 and this could be as a result of culture where people believe in having many children. It could also be as a result of inaccessibility to health facilities to get medication on family planning. These large families can also be associated to lack of awareness to the effects of having large family sizes. This large family sizes could be treading on high poverty levels as the family resources may be scarce or limited .The children may be able to access basic needs (shelter, food and clothing) and other services such as education and health. This makes the people to be unable to improve their living standards unless other parties intervene to rescue them.

The study also noted that only 1.5% have more than 11 members of the family and this can be attributed to cultural believes or those families that are adopting children who do not have families. These large families could also be attributed to families that have enough resources that comfortably support them.

### **5.2.2 Meals**

The figure shows the percentages on access to meals. From the results, 11% of the total respondents access meals only once a day. The reason for this could be because low incomes that do not allow them access meals thrice a day given that from the study most respondents' income is below Kshs 5,000 in a month.

The figure also shows that a large number of respondents at 74% access meals only twice a day. This could be influenced again by the low incomes. It could also be as a result of people waking up early in the morning going to work, take breakfast skip lunch may be because they do not have time or do not have some money to spend to spend on large and then finally return home in the evening for supper.

Finally only a few respondents at 11% said that they can access three meals a day and the reasons could be because they have enough income, some could be having health problems and some could just be spending and working at home a whole day making it easy to access food.

From the above discussions it is evident that most respondents are poor as most of them only access food twice a day. This can be explained further using the theories of poverty where the individual theory where access to meals only twice a day may be because of individual laziness or the geographical theory which can be due to poor climatic conditions which do not support plant growth. The other reason could be because of poor farming methods /overcultivation which leads to low yield.

### **5.2.3 Critical Indicators of Poverty in the Study Area**

#### **1. Health and Access by the Respondents**

Poverty and ill health are clearly linked. Research on the social determinants of health shows that the most disadvantaged in society bear the greatest burden of ill health. That is, the more disadvantaged you are, the more likely you are to have one or more health issues. Subsequently, poor health is a risk factor for poverty and disadvantage barriers to accessing health services; mental and behavioural conditions; long-term health conditions; self-assessed health status; obesity; smoking; level of exercise; fruit and vegetable consumption; low birth weight. (QCOSS, 2013). Cost can be a barrier to accessing health-related goods and services.

QCOSS, (2013), notes that equitable access to affordable health care is important for promoting wellbeing and reducing future health care costs. Many health conditions or illnesses require early intervention and ongoing monitoring without which high usage and health care costs at the acute end of the health care continuum may be experienced. Another reason could be the distance which they cover to get to the health facilities and school. The other reason for not accessing health could be that most of them do not have formal jobs to enable them have medical covers.

Children in large families also tend to have poorer health and lower survival probabilities, and infants born less than 24 months after a sibling are less likely to survive than those

born after a longer interval. Furthermore, large family size seems to inhibit the physical development of children, possibly through lower-quality maternity care and poorer nutrition. Finally, links between family size and measures of parental welfare are less clear and vary over the life cycle; effects on the mother's allocation of time among childrearing, market work and leisure depend on the compatibility of work opportunities with child care. High parity increases women's exposure to the risk of maternal death over the reproductive life cycle (Kemigisha, 2009).

## **2. Access to Water and Sanitation by the respondents**

A household is considered to have access to improved water supply if it has sufficient amount of water for family use, at an affordable price, available to household members without being subject to extreme effort. On the other hand, Sanitation is defined as access to an excreta disposal system, either in the form of a private toilet or a public toilet shared with a reasonable number of people, is available to household members (Maoulidi, 2012).

From figure in results indicates that 65% of the respondents agreed that there is lack of clean water and sanitation. Most of the respondents could be getting water direct from the lake and taking it without boiling. Some of the respondents could also be consuming water from the bore holes without treating or boiling .The other reason for not accessing clean water could be because of lack infrastructure where for instance electricity can be used to pump piped water. The other reason for not accessing clean water can also be



lack of funds that can be used to buy energy /firewood of water purifiers and storage tanks for clean water.

### **3. Soil Diseases at the Study Area**

Diseases and poor soils were at 5% .As much the percentage was low it still has an impact on poverty reduction. Agriculture is known to be a good income generating sector even for the small farmers. Diseases in the study area could be affecting the crops and the animals such cows .These diseases reduces the yield which could lead to more input compared to the outputs hence depriving the resources of the locals which may put them into more debts and more poverty.

Poor soils may also be as a result of over cultivation, erosion and flooding among other factors which leaves the soil bear with no fertility hence low yields which do not meet the need of the community members.

#### **5.2.4 Income of the Respondents**

A research conducted by QCOSS, (2013) notes that the economic wellbeing of individuals and households provides an important foundation for overall wellbeing by improving financial security and living standards, access to housing, health and education, and opportunities for social engagement.

The graph shows that most respondents' income which is 49% is below Kshs 5,000. This amount if divided by 30 days of a month will be Kshs 200 per day. However, there are those that could be earning less than Kshs 5,000 in a month. This means they earn less than Kshs 200 in a day. This money may not be enough to meet the needs of the family. This also means that the respondents may not be able to access education and health. This low income could be stipulated to people with no formal employment and low education.

Low income could subject people to extreme poverty as they may not be able to engage in activities that can help them generate income. In fact, low income may also lead to low output in terms of manpower meaning that the government may have to stretch far in feeding its people. In turn this may make the authorities to seek more funds and aid increasing the debts.

On the other hand, this research established that 34.5% of the respondents earn between Kshs 6,000-15,000. Most of these respondents could be working as small business persons or working on low income jobs with or without the skills. These people again may or may not be able to access services depending on factors such as family size awareness levels among others.

As we move on, the salary increases as the percentage reduces or people earning the amount reduce. Those earning Kshs 16,000-30,000 come 3<sup>rd</sup> at 13.5%. This could be those people with better education or high income generating activities. They may be people

with good education with skills and can easily access medical services and three meals in a day.

Lastly, those earning more than Kshs 30,000 were at 3% which the least of all. These could be associated with high positions in working places or have worked for a longer period of time. This group is not subjected to high poverty levels and can at least access all the basic needs.

### **5.3 The role of Nongovernmental Organizations in Poverty Reduction**

According to Mubangizi (2009), the Coordination of antipoverty activities with other agents of change, notably NGO's and the private sector will not only prevent duplication of services but also provide the public service institutions with a more profound understanding of their impact on poor people's livelihoods. As part of their commitment to realize the targets of MDGs in 2015, the NGOs have greater opportunity to increase their roles in reducing poverty especially in the developing countries. (Suharko, 2007).

Different NGOs engage in different activities which are directed by the funders and when analyzed are meant to reduce poverty according to Kenya's vision 2030. On probing more, it was noted that these definitions were meant to match the activities that the NGOs engage in. These NGOs employ different strategies that help them carry out different roles/activities. However, the strategies employed by a given NGOs will determine the

success or failure during service delivery. The delivery of services is also influenced by the available human resources, finances and cooperation from the community members as well as the government policies available.

The roles the NGOs play were divided into four themes and qualitative analysis was used. The themes included:

- 1) Environmental protection and conservation
- 2) Agriculture and Finance
- 3) Education
- 4) Health

### **5.3.1 Environmental Protection and Conservation**

As noted in the Literature review most poor people solely depend on the environmental resources for survival. For instance, they draw water from streams, practice farming, collect firewood and sell other products from their resources to get some income and access other goods and services.

#### **I. Removal of Water Hyacinth**

During the field survey, it was noted that some NGOs engage in the removal of the water hyacinth from Lake Victoria. Water bodies are very important and play roles in the well being of the humans. Some community members draw water domestic purposes such drinking, washing, cooking and for general cleanliness. Some water is also used for

industrial purposes .Water bodies also support lives for various organisms which ensure ecosystem continuity. However, what is important in this is that humans get food from which is fish and which can be sold to generate income. By the removal of the water hyacinth the community is likely to continue enjoying the resources accrued to it. Lack of access to this resources may lead to intense poverty levels as people may not have enough money to purchase the resources elsewhere .It could also lead to malnutrition which may lead low input when it comes to work meaning that more money will be used for labour which could have been used for other things as health and education.

## **II. Planting of Trees**

This research indicated that other NGOs engage in tree planting exercise which is very essential in supporting human life and reducing poverty. Trees are a very essential commodity not only to the poor but also to the rich. Trees are a source of energy (firewood/charcoal) which could be the main source of energy to a majority of the community. Trees also provide construction materials, shades, beauty to nature and are a source of medicine and control to soil erosion. It could be stipulated that NGOs engage in tree planting they help the community access other services by selling them and also increase the yields from the farms as the trees act as soil anchorage hence maintaining the soil fertility.

### **III. Provision of Water Tanks**

Some other NGOs provide water to the community members which help them to store. The water can be collected from rivers, or through water roof harvesting which if treated can reduce the time used in fetching water daily. These water tanks can be used to store water especially rain water which could have just ran to the streams. Through this people access clean water which reduces the chances of getting any waterborne diseases hence keeping them clean and healthy. This in turn could lead to increased saving and easy access to other services.

### **IV. Wetland Conservation**

Wetlands are very essential in the humans day to day activities. Wetlands provide a number of services and goods and is a home to marine ecosystems. Wetlands if not if not protected could lead to increased poverty levels as there will be reduced water levels, reduced food such as fish among other benefits. This could mean that the community members will travel to other places to search for the goods and services which could be very expansive and may lead to overexploitation of the resources.

## **V. Flood Preparedness**

It was noted that Kisumu east sub-county during the rainy season suffers massive flooding. This flooding leads to lose of life and property leaving the community with nothing. Due to this condition, some of the NGOs have taken the initiative to help prepare the community so as many do not lose their lives and properties which is their livelihood.

### **5.3.2 Agriculture and Financial Aid**

In recent years, some measures adopted by policy makers and NGOs in many low income countries as a means of alleviating poverty in rural areas, is encouraging women to go into enterprise development. This they do by making available to them credit facilities with education (Ansoglenang, 2006).

During the field survey, it was observed that most of the community members practiced small scale agriculture .However, the crops were not in good condition and they could yield very low. It could be because of this reason that some NGOs engage in agricultural activities so as to help the community members reap more. NGOs located in the study area engaged in various activities that include: bee keeping, provision of seedlings and poultry keeping.This NGOs also conduct training to farmers on how to carry out environmental friendly farming.

Bee keeping and poultry keeping for instance, can be a source of food and income to farmers. Moreover, it requires only a small piece of land and can be practiced by skilled and unskilled people. It could be an important tool to reduce poverty as both the young and old can do it.

As noted in the results on income, most of the community members earn less than Kshs 5,000 in a month. This therefore may make most of the community members unable to buy the seedlings. This could have been the reason as to why some of the NGOs decided to come in and provide seedlings. This could help increase the yield and enable the community members access meals at least twice a day and even take them to the market for some income and in turn reduce the poverty levels.

Some of the respondents also indicated that some NGOs provide finances to the farmers through table banking. This could have been meant to enable the community to meet their needs and also help them come up with income generating activities for livelihoods.

### **5.3.3 Education**

As noted earlier on, education equips individuals with the ability to read, write and interpret issues well. It also enables an individual to acquire basic and technical skills which can help them engage in various activities. It could be due to this reason that the NGOs decided to educate the community members through capacity building so as to give more chances to the locals to develop themselves.



On the other hand 15% of the respondents showed that they could not access education and health facilities. This could be attributed to low incomes which cannot meet the fees and hospital bills. Another reason could be the distance which they cover to get to the health facilities and school. The other reason for not accessing health could be that most of them do not have formal jobs to enable them have medical covers.

These NGOs offer different types of training depending on the content of their main activity in the field. For instance, those dealing with environment could teach issues to do with the environment , teach on health, and Agriculture again depending on the specialization. This capacity building leads to community empowerment as most of them could end up to be malt skilled.

#### **5.3.4 Health**

Finally, this research established that some of the NGOs engage in health. From the literature and the profile of the study area, Kisumu in general is prone to various diseases and infections such as malaria, waterborne diseases and HIV/AIDS. This could as a result of lack of clean water and sanitation as mentioned earlier, bad cultural practices, ignorance among other factors. It could be due to these factors that other NGOs opted to go for health where they provide mosquito nets, drugs, health education and care for the children. Some NGOs also provide food for work.

From the results, 65% of the respondents agreed that there is lack of clean water and sanitation. Most of the respondents could be getting water direct from the lake and consuming taking it without boiling. Some of the respondents could also be consuming water from the bore holes without treating or boiling. The other reason for not accessing clean water could be because of lack infrastructure where for instance electricity can be used to pump piped water. The other reason for not accessing clean water can also be lack of funds that can be used to buy energy /firewood of water purifiers and storage tanks for clean water.

Good health is very important for individuals as it enables them to work so as to support themselves and also support their families. This reduces overdependence on aid. Good health could also lead to increased revenue collection by the country for other developments.

#### **5.4 Challenges facing NGOs in Poverty Reduction**

According to Kenya's vision 2030, all these activities carried out are meant to reduce poverty.

OECD,(2001) noted that many NGOs, have pioneered "good practice" in developing informal learning and literacy methodologies, and in such areas as peace-building,

strategic gender programming, partnerships with local government and capacity-building of local civil society organisations. Supporting the advocacy, lobbying and networking activities of local NGOs representing the poor is essential to creating and maintaining an enabling environment for poverty reduction by giving “voice” to the poor .

Despite these positive aspects of NGOs activities that contribute improve the livelihood of the people; NGOs are also constrained by weaknesses. As many of the beneficiaries are deprived and unable to voice their demands, most NGOs often define their needs which represent their own values interests and priorities (Dhakal, 2002).

NGOs are constrained by weaknesses. As many of the beneficiaries are deprived and unable to voice their demands, most NGOs often define their needs which represent their own values interests and priorities (Dhakal, 2002). The government has also established causes, constraints and the processes that engender and entrench poverty but despite these positive developments, poverty alleviation has remained elusive particularly from the 1980s. Poor economic performance has led to increased absolute poverty. This has been blamed on poor policy formulation, initiation, planning and implementation (Suharko, 2007). The challenges were divided into two themes i.e internal and external.

#### **5.4.1 Internal Challenges**

Internal challenges are those constraints that occur within the NGOs administration and can be controlled by the NGOs alone.

During the field survey it was also noted that the services offered were not enough due to limited funds and staff hence these NGOs were not able to create much impact to poverty reduction . From the chart, 24 % of the respondents agreed that there were enough NGOs in the area while 76% of the respondents noted that the number of NGOs in the area were not enough.24% of those that agreed that there were enough NGOs could be those who have been helped greatly by NGOs for example working with them, and most of the time have contact with the NGOs.

It can also be attributed that the 76% of the respondents who said that NGOs in the region were not enough have not had any /limited contact by the NGOs. They could be the ones who stay away from the NGOs. On the other hand it could be that the activities that the NGOs carry have or do not serve their interest.

This study also found out that some NGOs carry out activities which do not address the community needs .The reason behind this could be that the funders have their own intrests and objectives to meet and do not threfore address the needs of the community.This therefore raises the challenge of communities rejecting and not cooperating with the NGOs.

The study also showed that most of NGOs did not have enough staff to reach all the community.This could be so because during the focus group discussions,the respondents

said that at some point they were trained to so as to go and train other locals. The other reason for inadequate staff could be because of insufficient funds to pay the salaries.

This research also established that most of the NGOs which had been operating in the area were no longer there or could not leave a mark. This could be because they did not look into issues of sustainability so as even when they exited the projects could still run. On the other hand, there was a misappropriation of funds, which led to collapse of the NGOs before even the projects got to completion.

#### **5.4.2 External Challenges**

These are challenges that occur outside the NGOs and cannot be controlled by the NGOs. Due to poor infrastructure again like roads and lack of knowledge by the programmes manager, the NGOs may not be able to access the interior areas. This therefore leads to concentration of NGOs in one area which could be having better infrastructure.

The fact that most projects are based on the interest of the funder, Community members may reject to participate because they do not meet needs. If they reject to participate then it may be possible that the project may have to close down or move to other places.

Some of the community members also noted that most of the time, they were not involved in decision making and even if they were then not very active. Lack of equal

participation and chances could lead to rejection and demonstrations. This makes locals feel that the projects are imposed on them and they are not part of the m completely.

Some of the respondents also noted that they were not aware of the existence of some NGOs in their area. Some also noted that they knew about the NGOs but did not know the activities that the NGOs engaged in. This could be stipulated to lack of awareness and sensitization to community members.

Lastly it was noted that the government regulations are too hard to meet and there was no much political influence to community members to embrace NGOs and work together.

## CHAPTER SIX

### CONCLUSIONS AND RECOMMENDATIONS

#### 6.1 Conclusions

Throughout this research, it can be concluded that NGOs play a major role in poverty reduction through the services they offer. It is important to note that the activities carried out are controlled by the funders. It can be concluded that most of the activities carried out are geared towards poverty reduction as much as they are donor controlled.

However, NGOs seem to have a number of challenges that if not addressed may lead to their downfall. For instance most NGOs do not have enough staff to offer the services to people. On the other hand, they may at some point not serve the interests of the people / community but serve the interests of the funder which makes it hard for the communities to cooperate because the projects may not serve their interests.

On the other hand, NGOs cover the gap left by the governments. Most of the communities get to be heard by the government through NGOs. This study came up with a number of strategies which if worked into action can really be of great importance not only NGOs but also other sectors.

However, one strategy may not be successful in isolation but a combination of several strategies would lead to NGOs success in their struggle to reduce poverty not only in Kenya but in most of the developing countries.



## 6.2 RECOMMENDATIONS

This research established that NGOs play vital roles in poverty reduction despite the challenges that they face ranging from poor infrastructure, cultural differences, financial constraints, rejection/ unwillingness to participate from the community and even political interferences among others.

Just like any organization, NGOs have put or need to put in place the strategies that can help them overcome the challenges. However, without strategies that address the challenges that are on the ground and proper implementation practices it may be difficult to meet the community expectations.

It is important that NGOs engage the community in all its operations as it is the community that will bear the consequences and even more community participation. The community should own the projects and infact should be the ones to make the decisions concerning any developments. NGOs should also ensure that most of the opportunities especially jobs are given to the community members.

First and foremost it is important for the NGOs to conduct needs assessment study before any start of activities .This will help them (NGOs) know the priorities of the community's needs that will pull the community to be willing to participate. However

this remains a major challenge to the funders because again they need to serve their interests and even to fit in their budget.

By carrying out a needs assessment, the projects by the NGOs will be felt in the community and will empower and strengthen the community hence poverty reduction.

During the field survey, the researcher realized that most of the people were not aware of the existing NGOs and if they knew of the NGOs they did not know the services offered by the organizations. This therefore calls for the sensitization to the community about the various NGOs in their locality and the role they play. This will reduce the gap between the NGOs and community and in fact lead to acceptance and willingness for participation. The communities will also be able to join hands with the NGOs in undertaking various activities geared towards reducing poverty and even provide indigenous knowledge that will equip the NGOs with the ways of handling issues.

It is important that the NGOs spread evenly to remote or to very interior places to increase contact with their area of operation/with community members. It is evident from the activities carried out that most NGOs do not conduct training to the communities they work with. It is important that the NGOs train the community members in areas like agriculture which is a major source of income in most developing countries. This can help increase the agricultural production that can generate more income and of course lead to solving of food insecurity.

The ever rising populations have also resulted overutilization of resources and scramble for limited resources among communities .For instance, over-cultivation due to reduced land has led to reduced soil fertility hence low food production .NGOs need to conduct trainings on the reproductive issues and the importance of doing family planning to control the rapid population growth. Other areas which also require training include climate change effects such as floods and droughts / desertification, environmental conservation and even the importance agro-forestry due to the nature of the region among others.

Sustainability in any organization is very vital as it ensures continuity and support of the community. However, this research established that most of the activities carried out by different NGOs were not income generating .Without the concept of sustainability in any organization, the communities will not be able to support themselves once the funders or the project comes to an end.

It is important that NGOs come up with more economic diversifications to supplement people's incomes. It is important also that the NGOs engage in various activities apart from their major (main purpose) activities. This can include green houses, poultry, piggery, fishponds and provision of small loan scheme to allow people borrow money on a small interest among others.

This research also found out that the staff were not enough due to financial challenges hence to reach all the community members proves hard. Training in this case is very important. The NGOs can train community members for services extension purposes. The trained members can be used to reach the other community members who may not have the benefit of accessing the offices and any other important information.

In the study area especially those areas that were away from the main roads did not have good infrastructure. The roads were impassable especially during the rainy season. At the same time, the interior areas did not have tapped clean water and electricity. It would be of great importance and benefit if the government collaborated with the NGOs and developed or put in place the infrastructure. This will lead to all members being accessed and will also attract more NGOs to want to establish in rural areas. This will also attract more small and medium sized business which will of course boost the economy in the area.

The government should also reduce taxes and make it easy for NGOs to meet the government rules and regulations. On the other hand infrastructural development will lead to establishment of other hospitals institutions among others. Generally the living standards of the community members will improve and will also reduce poverty.

The government should on the other hand stop interfering with NGOs activities and in fact desist from politics in their work. The government in collaboration with NGOs

should encourage more stakeholders to take part in poverty reduction. This could be individuals, the private sector among others.

## REFERENCES

- Abiche.T.T ,(2004) ‘ *Community Development Initiatives and Poverty Reduction*’. The Role of the Ethiopian Kale Heywot Church in Ethiopia.
- Ansoglenang.G (2006). *Rural Women and Micro-Credit Schemes: Cases From The Lawra District Of Ghana*.
- Appleton, S (1996). *Women headed households and house hold welfare. An empirical destruction world development*, Volume 24.
- Arrellano L, Petras (2004) *NGOs and poverty alleviation in Bolivia: Development and change*, Vol. 25: 3
- Asea, G.A. (2003); *The Role of Non-governmental Organizations (NGOs) in the Development of Uganda: A case Study of CARE International*. Dissertation, B Stat, ISEA, MUK.
- Aziz.A.B.E,(2008). ‘*State-NGOs Relationship As Partners In Poverty Reduction*’: A Study Of Two NGOs in Malaysia
- Barnnet B, Blackie A (Eds) (2006). *AIDS in Africa* Makerere University MSC Thesis, Blackwell.
- Barton, T. and Bizimana, D. (1995); Health Sector Review. OXFAM-Uganda.
- Barton, T. and Wamai, G.(1994); *A Situation Analysis of Women, Adolescents and Children in Uganda*. UNICEF and NCC-Uganda.

- Blank, R. M. (2003). *Selecting among anti-poverty policies: Can an economist be both critical and caring? Review of Social Economy.*
- Bradshaw, K.T. (2006). *Poverty and Anti-poverty programs in community development.* RPRC Working paper No.06-05.
- Brass, N.J. (2008). *Why Do NGOs Go Where They Go? Evidence from Kenya Chapter Two of Surrogates for Government? NGOs & the State in Kenya*
- Brown, H (1999). *Introduction to social Administration.* Great Britain Buhara sub-country, Local government, three-year development plan prepared by the sub country councils, May 2004 Kabale.
- Brown H (2002). *Deepening the understanding of poverty:* Macmillan, Kampala.
- Burkey S (1997). *People first, A guide to self reliant participatory rural development* New York inc.
- Caroline (2002). *Can the poor influence policy? Participatory poverty Assessment in the developing World.* The world Bank International Monetary Fund Washington DC.
- Central Bureau of Statistics [CBS] and the Ministry of Planning and National Development (2005). *Geographic Dimensions of Well-Being in Kenya: Where Are the Poor? From Districts to Location, Volume 1.* (Nairobi: Central Bureau of Statistics). *Challenges And Opportunities” department of economic and social affairs (desa) 20-22 June (2011) Geneva, Switzerland.*

Chambers R (1999). *Rural Development, Putting the last first*, British library, published in United States, with John Wiley and son's Inc, New York.

Chambers, R (2004). *Rural Development, putting the last first*. Prentice Hall, New Jersey.

Chambers ,R (2005). *Spreading and self –improving; a strategy for scaling up*; in M Edwards and Dhulm; OP.

Clarks, E (2000). *Democratizing development. The role of voluntary organizations*, Earth scan, London.

Dan, Ioana (2005): *Transition and Poverty in Post-Socialist Romania* , University of Babeş-Bolyai, Center for Political Analysis, EAST, Available from: <http://www.polito.ubbcluj.ro/cpa/rev/east/east8/dan5.pdf> [Accessed July 2012].

Department of economic and social affairs (Desa) (2011) “*Challenges And Opportunities*” 20-22 June Geneva, Switzerland.

Dhakal.N.T,(2002). *Role of NGOs in livelihood improvement in Nepal*

Dicklitch, S. (1998); *The Elusive Promise of NGOs in Africa: Lessons from Uganda*. International Political Economy Series. Macmillan Press Ltd.

Ferguson,C,(2011).“*Enhancing The Role Of NGOs And Civil Society In Poverty Alleviation:*

Gordon ,D . (2005).‘*Indicators of Poverty & Hunger*’ .*Expert Group Meeting on Youth Development Indicators .*”United Nations Headquarters, New York 12th – 14th December.



Gordon, D. et al. (2003). *Child poverty in the developing world*. Great Britain.

Gordon, D. (2005) *'Indicators of Poverty & Hunger'*. Expert Group Meeting on Youth Development Indicators. United Nations Headquarters, New York 12th – 14th December.

Grootings, P. (2007). *Skills Development and Poverty Reduction in Kazakhstan*. HIV/AIDS on Primary and Secondary Schooling in Malawi: Developing as a Comprehensive.

Ibrahim, S. and Hulme, D. (2010). *"Has civil society helped the poor? – A review of the roles and contributions of civil society to poverty reduction"* BWPI Working Paper 114

Kemigisha, M. (2009); *Self-help Organizations in Uganda: A Study of Selected Organizations in Burahya County, Kabarole District*. Dissertation, BA Sociology MUK.

Kimani, N.E and Kombo, K.D. (2009). *Gender and poverty reduction: A Kenyan context*. Department of Gender and Development Studies, Kenyatta University, Nairobi, Kenya. Department of Sociology and Philosophy of Education, Kenyatta University, Nairobi, Kenya.

Kimani, N.E & Kombo, K.D. (2009). *Gender and poverty reduction: A Kenyan context*. Department of Gender and Development Studies, Kenyatta University, Nairobi, Kenya and Department of Sociology and Philosophy of Education, Kenyatta University, Nairobi, Kenya.

Kwesiga, J.B. and Ratter, A.J. (2006); *Realizing the Development Potential of NGOs and Community groups in Uganda*. GoU/MoFEP.

Lore, A.C. (2009); *Effects of Structural Adjustment Policies and Programs (SAPs) on Women's Marginal groups, Particularly Adolescent Pregnancy*. Paper at 7th International Women and Health meeting Kampala, Uganda.

Maoulidi, M.(2012).*Millennium cities initiative; Kisumu millennium development goals multi-sector household survey*. New York, United states.

Marsden, D.; Oakley, P.; and Pratt, B. (1994); *Measuring the Process: Guidelines for Evaluating Social Development*. INTRAC.

Ministry of Finance and planning, Statistics Department (2008); *The 1991 Population and Housing Census, Mbale District Summary Series*.

Ministry of Finance and Planning, (2008). *"Poverty Indicators" Household Income and Expenditure Survey - 2006/07*. Department of Census and Statistics ,Sri Lanka.

MoFEP, Statistics Department (2008); *The 1991 Population and Housing Census, Mbale District Summary Series*.

Mubangizi ,C.B.(2009).*Poverty alleviation and service delivery – developing a conceptual framework for South Africa's service delivery system*

Mubende District Local Council (1996); *Plan of Action for Nutrition, 1996 to 1999*.

Mubende District Local Council (1996); *Three-year Development Plan, 1995/6 and 1997/8*.

Mukui, J. T., (2005), *Poverty Analysis in Kenya: Ten Years On*. Study conducted for the Central Bureau of Statistics (CBS), Society for International Development (SID), and Swedish International Development Agency (SIDA).

Nafula, N.N.et al. (2005). *Review of Policy Options for Poverty Reduction in Kenya*. Social Sector Division Kenya Institute for Public Policy Research and Analysis KIPPRA Discussion Paper No. 49.

Nongovernmental organisations Co-ordination Board, (2009) *National Survey of NGOs report*.

Organization for Economic Cooperation and Development (OECD) (2001). *The Development Assistance Committee Guidelines: Poverty Reduction*.

Osuala, E. C. (2001): *“Introduction to Research Methodology”*. Onitsha: AFRICANA-FEP Publishers Ltd (Africana Academic Books).

Queensland council of social service (QCOSS) (2013). *Indicators of poverty and disadvantage in queensland*.

Roba,W.A and Mwasi,N.B.(2006). *Integrating Environmental Dimensions of Poverty Reduction into Local Development Planning and Governance in Kenya*.

Robinson, M. (1990); *Performance Criteria in NGO Poverty Alleviation Programs*. Cited in: Marsden, D. and Oakley, P. (2000); *Evaluating Social Development Projects*, Development Guidelines No.5. OXFAM.

Sibanda.H (1994). *NGO influence on National Policy Formation In Zimbabwe*. Institute for development research (IDR) Reports Volume 11, Number 2 Strategic Response’, Zomba: Centre for Educational Research and Training.

Suharko ,(2007) .*The Roles of NGOs in Rural Poverty Reduction: The Case of Indonesia and India*. Discussion Paper No.160

Swift, A. (2005); *Development Against the Odds: OXFAM at Work in Uganda*. Perry-Swift Publications.

The New Vision (1993); Mubende: *A Study of Underdevelopment*.

United Nations Human Settlements Programme [UN-HABITAT] and Kenya Slum Upgrading Program (2005). *Situation Analysis of Informal Settlements in Kisumu: Cities without slums, Sub-Regional Programme for Eastern and South Africa* (Nairobi: UN-HABITAT).

Urban Poverty and Vulnerability In Kenya, (2009).*Background analysis for the preparation of an Oxfam GB Urban Programme focused on Nairobi*.

Valadez, J. and Bamberger, M. (eds.) (1994); *Monitoring and Evaluating Social Programs in F&NMI Developing Countries: A Handbook for Policymakers, Managers, and Researchers*. Economic Development Institute of the World Bank.

## APPENDICES

### APPENDIX I

#### QUESTIONNAIRE FOR COMMUNITY MEMBERS

##### **PART 1: General information**

Please respond to the questions below by ticking on the appropriate option

1. Gender  male  female
2. Occupation  
 Employed  Self employed  business person  others (specify)...
3. Indicate your age bracket as shown below:  
 18-24  24-35  36-45  46 and over
4. Your academic qualifications  
 Diploma  degree  Masters  Doctorate  others (specify).....
5. Your marital status  
 Married  Single  separated  widow
6. Do you work with any NGO?  
 Yes  No

##### **Part 2: Causes and indicators of poverty**

7. How many members of family do have?  
Below 2  3-5  6-8  9-10  above 11

8. How many times do you access meals in a day?

Once  Twice  Thrice

9. What is your monthly income?

Less than Ksh 5000  Ksh 6000-Ksh 15000  Ksh 16000-Ksh 30000  more than Ksh 30000

10. please tick the following table appropriately .

How easily do you access the following services?

		Very easily	Easily	Undecided	Not very easily
1	Access to health services				
2	Access to education				
3	Access to clean water and sanitation				

11. Do you have electricity in your home?

Yes  No

If No , Why

Lack of funds  other (specify)  .....

.....

12. What is the roofing of your house made of ?

Grass thatched  iron sheets  tiles

13. Are the roads in your area tarmac?

Yes  No

## Part 2: Nongovernmental Organizations and their role in poverty reduction

Please respond to the questions below by ticking on the appropriate option

14. Do you think there are enough NGOs in kisumu Sub-county dealing with poverty reduction?

Yes                       No

15. Fill in the following table

	Name of the NGO	Main Activity	Poverty reduction	
			YES	NO
1				
2				
3				
4				

## Part 3: Challenges faced by NGOs in poverty reduction

Please respond to the questions below by ticking on the appropriate option

16. Do you think NGOs have any challenges when it comes to poverty reduction?

Yes                       No

If yes, state some.....

17. Rank the following statements by ticking the corresponding box of the appropriate rank.

		Strongly agree	Agree	Undecided	disagree	Strongly disagree
1	Poor funds management lead to difficulty in poverty reduction					
2	Inadequate realization of the value of wetlands is a great challenge					
3	Low funding of projects limits the ability to poverty reduction					
4	Many NGOs do not put poverty reduction as a priority					
5	There are many factors that contribute to poverty reduction					
6	Community is unable to harness conservation of resource					
7	Conservation benefits distribution is the great challenge					
8	NGOs not run by locals hence					



**Part 4: Relationship between the number of NGO and poverty reduction**

18 Do you think there is a relationship between the number of NGOs and poverty reduction

Yes

No

19 Rank the following statements by ticking the corresponding box of the appropriate rank.

		Strongly agree	Agree	Undecided	disagree	Strongly disagree
1	When the number of NGOs increases there poverty levels reduce					
2	Poverty level does not reduce with the number of NGOs					
3	Poverty is not as a result of inadequate funds					
4	NGOs have no transparency in benefits sharing with community					
5	The benefits of NGOs are very low to reduce poverty					

THANK YOU.

## 2. Appendix II: Field Photos



**Figure 9: Photo showing poor drainage system**

**(Source : Author, 2014)**



**Figure 10: Map of Kenya showing the study area**

(Source : Author, 2014)



**Figure 11: Community members engaging in small businesses**

**(Source : Author, 2014)**



**Figure 12 : Demonstration farms for NGOs that providing seedlings**

**(Source : Author, 2014)**



**Figure 13: People washing with dirty water**

**(Source : Author, 2014)**



**Figure 14: focus group discussions**

**(Source : Author, 2014)**



**Figure 15 : NGOs buying products from the community members**

**(Source : Author, 2014)**





**Figure 16: NGOs flood preparedness sign post**

**(Source : Author, 2014)**



**Figure 17 : Impassable roads to research area**

**(Source : Author, 2014)**



**Figure 18: Photo showing poor sanitation**

**(Source : Author, 2014)**